

A G E N D A

PAEROA RURAL DRAINAGE DISTRICT COMMITTEE

Thursday 4 October 2018, 12.30pm
in the Council Chambers, William Street, Paeroa



Membership

Committee Members:

His Worship the Mayor
M Peters
K Gillingham
P Casey
K Morrison

Council Rep:

J Thorp

Councillors (alternates):

P Buckthought
D Swales

Staff:

S de Laborde
B Stephens
A de Laborde
Council Secretary

Hauraki District Council, P O Box 17, William Street Paeroa, New Zealand
P: 07 862 8609 or 0800 734 834 (within the District)
E: info@hauraki-dc.govt.nz www.hauraki-dc.govt.nz

Paeroa Rural Drainage District Committee

Membership	One Councillor (with an alternate) and representation as scheduled from each of the following Drainage Areas with the Drainage District: <ul style="list-style-type: none">■ A representative (or alternative) of Komata North■ A representative (or alternative) of Opukeko■ Two representatives (or alternative) of Tirohia/Rotokohu
Meeting frequency	The first Thursday in March commencing at 1.30pm and September/October commencing at 12.30pm.

Delegations for all Drainage Committees

The Council delegates to the Drainage Committees the following powers, duties and responsibilities:

- To make recommendations to the Council on all matters relating to Land Drainage within their respective Districts.
- The Western, Eastern and Paeroa Rural Drainage Committees can also make recommendations to Council on urban stormwater matters within their respective Districts.
- To make recommendations on Council's operational and capital estimates for Council's Draft Long term Plan and Draft Annual Plans.
- To provide input to Land Drainage asset planning matters and Land Drainage rating reviews in their respective areas.
- To generally oversee and monitor the Council's annual work programmes within the nominated areas; and to assist as necessary or as appropriate in the implementation of approved programmes.
- To facilitate the flow of information between ratepayers and staff.



PAEROA RURAL DRAINAGE DISTRICT COMMITTEE AGENDA

Thursday, 04 October 2018 –12.30pm Council Office, William Street, Paeroa

Order of Business

Pages

1. Apologies
2. Declarations of Late Items.
3. Confirmation of Minutes – 29-03-18 (2364016) 5
4. Waikato Regional Council – Land Drainage Staff Report
5. Drainage Managers Report for August 2018 and Financial Report for the period
12 months to 30 June 2018 8
6. Member's feedback on drainage matters in their areas.

HAURAKI DISTRICT COUNCIL

PAEROA RURAL DRAINAGE DISTRICT COMMITTEE

MINUTES OF A MEETING OF THE PAEROA RURAL DRAINAGE DISTRICT COMMITTEE HELD IN THE COUNCIL CHAMBERS, WILLIAM STREET, PAEROA ON THURSDAY, 29 MARCH 2018 COMMENCING AT 1.30PM

PRESENT Messrs M Peters, Chairperson, P Casey, K Gillingham and Cr J H Thorp

IN ATTENDANCE Messrs S de Laborde (Planning and Infrastructure Systems Manager), A de Laborde (Group Manager - Engineering Services), Mr B Stephens (Drainage Overseer) and Ms C Black (Council Secretary)

APOLOGIES

RESOLVED

THAT the apology of K Morrison be received and sustained.

PRDD18/01

Thorp/Casey

CARRIED

LATE ITEMS

Pursuant to Section 46A(7) of the Local Government Official Information and Meetings Act 1987, the Chairperson called for late items to be accepted.

RESOLVED

THAT pursuant to Section 46A(7) of the Local Government Official Information and Meetings Act 1987, the following late items be accepted for discussion.

- Date Change of Monthly Committee Meetings

The item was not on the agenda because the item was unavailable at the time of the agenda deadline.

Discussion on the item could not be delayed because a decision on the change of meeting dates was required in advance to allow reasonable notification to members of proposed changes.

PRDD18/02

Peters/Casey

CARRIED

CONFIRMATION OF MINUTES

MINUTES OF THE MEETING OF PAEROA RURAL DISTRICT DRAINAGE COMMITTEE HELD ON THURSDAY, 31 AUGUST 2017 (2277070)

RESOLVED

THAT the minutes of the meeting of the Western Plains Drainage District Committee held on Thursday 31 August 2017 be taken as read and confirmed.

PRDD18/03

Peters/Thorp

CARRIED

MATTERS ARISING FROM THE MINUTES

There were no matters arising.

DRAINAGE REPORT AND FINANCIAL REPORT FOR THE PERIOD 8 MONTHS TO 28 FEBRUARY 2018 (2354671)

The Planning and Infrastructure Systems Manager presented the District Drainage report for the period to February 2018 and financial report for the period 8 months to 28 February 2018.

RESOLVED

THAT the report be received.

PRDD18/04

Casey/Gillingham

CARRIED

OPERATIONSChemical spraying

Drain spraying from July to the end of February 2018 included 26.9km (76%) of the Komata North drains, no Opukeko drains and 18.6km (64%) of Tirohia Rotokohu drains. Overall 49% of the total drain length has been sprayed for the year to date.

Machine cleaning

No drains have been machine cleaned in the year to date.

Maintenance/Fencing/Culverts

A blockage was cleared from the Kaimanawa drain in December.

Pump operation

Regular inspection runs were undertaken in this period. Pump running hours to the end of February totalled 70 (18%) in Komata North, 51 (36%) in Opukeko and 2272 (178%) in Tirohia Rotokohu.

The total pump running for the year to date is 2493 hours or 120% of the annual average.

A total of 111 man-hours were spent on weed screen cleaning in the period July to end of February.

Floodgates

Regular inspection of Council and Waikato Regional Council gates were undertaken.

The Kuaotiti siphons have been cleared and checked regularly.

In the Tirohia Rotokohu area in August, the flap was repaired on the Slavich drain floodgate and the retaining wall replaced on North drain floodgate.

Stopbanks

The Stopbanks were inspected but no maintenance was required during the period July 2017 to end of February 2018.

BYLAW APPROVALS

There were no bylaw approvals granted.

SUBDIVISIONS COMMENTED ON

There were no subdivisions commented on during the period.

GENERALDrainage Bylaw Review

The bylaw is currently being reviewed. Committee members were directed to the location of the bylaw on Councils' website to view and provide any feedback on the bylaw.

Financial Reporting

Mike Peters asked that the financial information be provided in more detail and to show clearly what the condition is of the PRDD statement of accounts.

LATE ITEMDate Change of Paeroa Rural District Drainage Committee Meetings

Consideration of a proposed change to the current Drainage Committee meeting dates was given. It was agreed to ensure that Council can receive and adopt recommendations on matters requiring action from the drainage committees in a timelier way, that the meetings be moved to first Thursday of the month and that the Committee continues to meet twice a year.

RESOLVED

THAT the Paeroa Rural District Drainage Meetings schedule be changed to the first Thursday of the month effective from 1st week of September 2018 (Thursday, 6 September).

PRDD18/05

Peters/Casey

CARRIED

MEMBERS' COMMENTS

Mike Peters commented:

- Gerrand Road - Slips
- Levels of Services (WRC) - Rangiora Road, variation in the level of service between Steven Hughes and Des Sylvester.

The meeting closed at 2.15pm.

CONFIRMED

M Peters
Chairperson

04 October 2018



Information Report

To: Paeroa Rural Drainage District Committee
From: Infrastructure Systems and Planning Manager
Date: Thursday, 27 September 2018
File reference: Document M 2466940
Meeting date: Thursday, 4 October 2018
Subject: **PRDD Drainage Manager Report – August 2018**

Recommendation:

THAT the report be received.

This report covers the period to the end of August 2018.

The rainfall this winter has been consistent with a few bigger downpours early into winter. There were a few drains maintained since the last report, however drain maintenance has stopped for the winter.

1.0 OPERATIONS

1.1 Chemical spraying

Drain spraying from March to the end of June included 30km (85%) of the Komata North drains, 8.7km (88%) of the Opukeko drains and 21.8km (73%) of Tirohia Rotokohu drains. Overall 142% of the total drain length was sprayed in the last financial year.

No drains have been sprayed in July and August.

1.2 Machine cleaning

3.7km of drains were machine cleaned of the Komata North Drains. No drains have been machine cleaned for the Opukeko and Tirohia Rotokohu drains.

No drains have been machine cleaned in July and August.

1.3 Maintenance/Fencing/Culverts

Routine maintenance items have been undertaken.

1.4 Pump operation

Regular inspection runs were undertaken in this period. Pump running hours to the end of June totalled 292 (77%) in Komata North, 419 (99%) in Opukeko and 3011 (236%) in Tirohia Rotokohu.

Pump hours for July were 218 (58%) for Komata North, 237 (56%) for Opukeko and 882 (69%) for Tirohia Rotokohu.

Pump hours for August were 22 (63%) for Komata North, 52 (68%) for Opukeko and 638 (119%) for Tirohia Rotokohu.

The total pump running hours for the last financial year is 3722 hours or 236% of the annual average.

A total of 24 man-hours were spent on weed screen cleaning in the period March to end of June. 45 man-hours were spent in July, and 14 in August.

1.5 Floodgates

Regular inspection of Council and Waikato Regional Council gates were undertaken and the Kuaotiti siphons have been cleared and checked regularly.

1.6 Stopbanks

The Stopbanks were inspected. No maintenance was recorded during the period March to the end of August.

2.0 BYLAW APPROVALS

Bylaw approvals were granted in the period as follows:

2.1 Culverts: Nil

2.2 Other: Nil

3.0 SUBDIVISIONS COMMENTED ON

Subdivisions commented on during the period as follows:

Nil

4.0 GENERAL

4.1 Drainage Bylaw Review

The bylaw is being reviewed.

Committee members are requested to consider the current bylaw and to provide input into the review.

Copies of the Bylaw will be available at the meeting.

Steve de Laborde
Infrastructure Systems and Planning Manager

PAEROA RURAL DRAINAGE DISTRICT – PUMP RUNNING HOURS 2017-18

Paeroa Urban & Rural	Jul-17	Aug	Sep	Oct	Nov	Dec	Jan	Feb	Mar	Apr	May	Jun	Total	Average
Paeroa Bottle	0	0	0	0	0	0	0	0	0	2	0	2	4	5
Borough Diesel	0	0	0	0	0	0	0	0	0	0	0	9	9	8
Borough Electric	0	0	0	0	0	0	0	0	0	0	0	8	8	10
No 54 Main Drain/1	0	3	3	0	0	0	8	5	0	0	0	42	61	75
Main Drain/2	19	0	14	0	0	0	5	30	0	10	2	116	196	99
Urban Total	19	3	17	0	0	0	13	35	0	12	2	177	278	197
Opukeko													141%	
No 56 Stocks/1	1	0	21	1	0	0	0	1	0	17	0	74	115	110
Stocks/2	4	0	0	0	0	0	0	0	0	5	2	42	53	97
No 64 Opukeko	22	7	26	7	1	0	11	2	2	3	7	59	147	132
No 63 Hubbard Road	25	2	9	0	0	0	0	11	0	1	0	56	104	85
ODD Total	52	9	56	8	1	0	11	14	2	26	9	231	419	424
Komata													99%	
No 57 Alexanders/1	0	0	0	0	0	0	0	0	0	0	0	1	1	30
Alexanders/2	0	0	0	0	0	0	0	0	0	0	0	21	21	31
No 60 Kurere	17	5	17	1	0	0	0	7	0	7	3	86	143	145
No 62 Rangiora Rd	2	0	0	0	0	0	0	0	0	3	0	21	26	50
No 69 Rangiora North	4	7	3	1	0	0	0	6	0	5	0	75	101	122
KNDD Total	23	12	20	2	0	0	0	13	0	15	3	204	292	379
Tirohia													77%	
No 52 Mill Rd/1	72	0	107	300	71	0	57	219	0	0	0	0	826	426
Mill Rd/2	428	173	446	188	1	0	7	101	0	0	0	493	1837	632
No 58 Mill Rd No 2/1	2	4	4	8	0	0	0	11	0	4	12	117	162	108
Mill Rd No 2/2	16	0	40	3	0	0	0	14	0	44	0	69	186	108
TRDD Total	518	177	597	499	72	0	64	345	0	48	12	679	3011	1275
													236%	
Paeroa Rural Total	593	198	673	509	73	0	75	372	2	89	24	1114	3722	2077

12 Stations
18 Pumpsets

Capacity m3/s

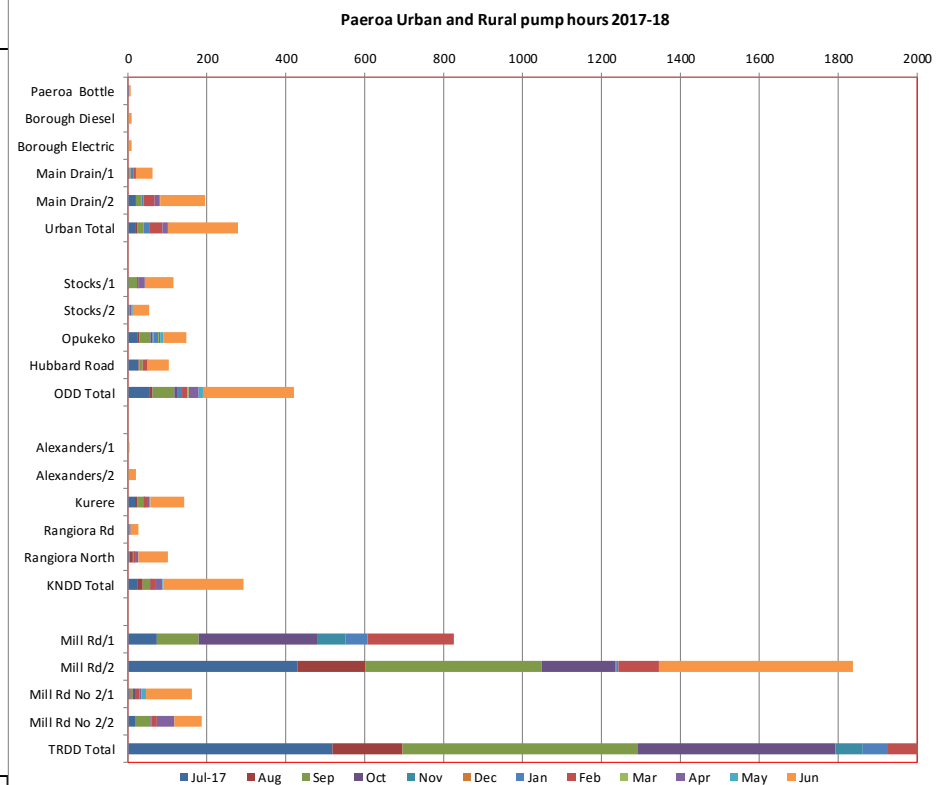
PAEROA URBAN

ODD

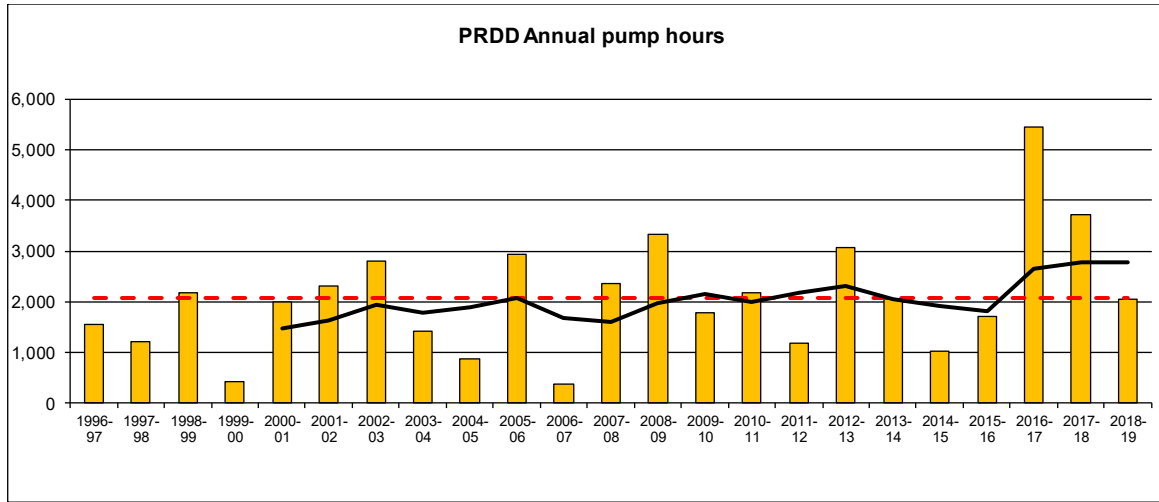
KNDD

TRDD

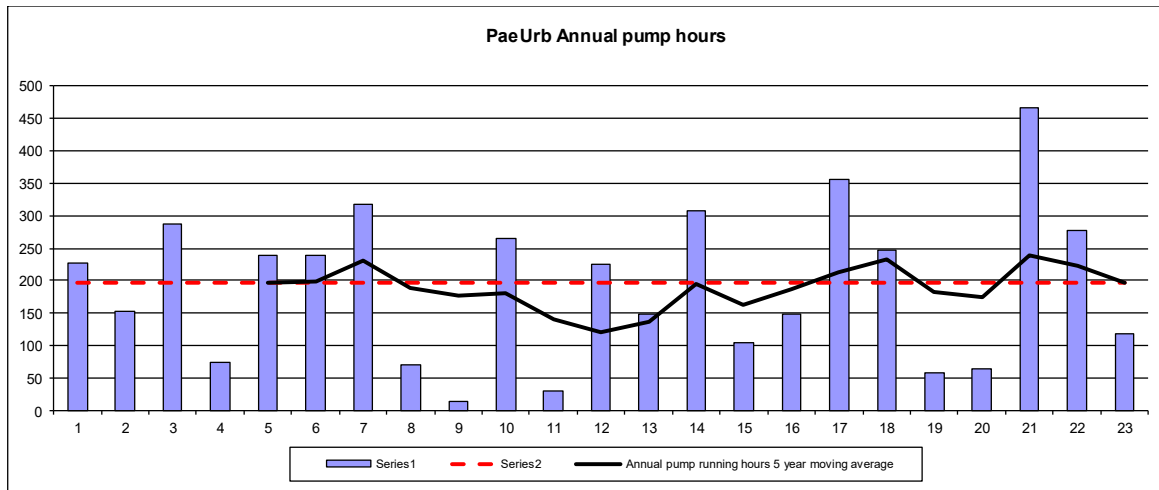
28.7



ANNUAL PUMP RUNNING HOURS - PAEROA RURAL DRAINAGE DISTRICT



ANNUAL PUMP RUNNING HOURS - ALL DRAINAGE DISTRICTS



Financial Reports – 01 July 2017 - 30 June 2018

Paeroa Rural Drainage District							
Financial Report for 12 months to 30 June 2018							
Item	Total Budget	Budget YTD	Actual YTD	Variance	Actual % of YTD Budget	Actual % of Total Budget	Note
DRAINAGE OPERATIONS							
Komata North							
Vegetation Control	20,000	20,000	11,539	8,461	58%	58%	
Mechanical Cleaning	1,000	1,000	5,485	(4,485)	549%	549%	
Maintenance/Fencing/Culverts	1,460	1,460	0	1,460	0%	0%	
TOTAL DRAIN MAINTENANCE	22,460	22,460	17,024	5,436	76%	76%	
Pumps							
General	1,580	1,201	1,539	(338)	128%	97%	
Komata Pumps	5,800	6,179	4,520	1,659	73%	78%	
TOTAL	7,380	7,380	6,059	1,321	82%	82%	
Floodgates							
	700	700	244	456	35%	35%	
TOTAL	700	700	244	456	35%	35%	
Stopbanks							
Tributary Banks	0	0	0	0			
TOTAL	0	0	0	0			
Other							
Weather Events	600	600	0	600	0%	0%	
Asset Liaison	800	800	313	487	39%	39%	
Data Collection	0	0	0	0			
Data Maintenance	0	0	5,894	(5,894)			
Drain Inspection	1,599	1,599	469	1,130	29%	29%	
Rates				0			
Meeting Expenses	200	200	459	(259)	229%	229%	
Insurance	3,000	3,000	0	3,000	0%	0%	
TOTAL	6,199	6,199	7,134	(935)	115%	115%	
TOTAL OPERATING	36,739	36,739	30,461	6,278	83%	83%	
Overheads							
Overheads	17,760	17,760	17,755	5	100%	100%	
TOTAL	17,760	17,760	17,755	5	100%	100%	
Depreciation							
Depreciation	33,336	33,336	0	33,336	0%	0%	
TOTAL	33,336	33,336	0	33,336	0%	0%	
Interest							
Interest	(25,704)	(25,704)	(25,704)	0	100%	100%	
TOTAL	(25,704)	(25,704)	(25,704)	0	100%	100%	
				0			
TOTAL EXPENDITURE Komata North	62,131	62,131	22,512	39,619	36%	36%	

Item	Total Budget	Budget YTD	Actual YTD	Variance	Actual % of YTD Budget	Actual % of Total Budget	Note
Opukeko							
Vegetation Control	2,500	2,500	1,248	1,252	50%	50%	
Mechanical Cleaning	6,800	6,800	5,616	1,184	83%	83%	
Maintenance/Fencing/Culverts	400	400	0	400	0%	0%	
TOTAL DRAIN MAINTENANCE	9,700	9,700	6,865	2,835	71%	71%	
Pumps							
General	1,360	1,360	965	395	71%	71%	
Opukeko Pumps	7,999	7,999	9,338	(1,339)	117%	117%	
TOTAL	9,359	9,359	10,303	(944)	110%	110%	
Floodgates							
	320	320	0	320	0%	0%	
TOTAL	320	320	0	320	0%	0%	
Other							
Weather Events	400	400	0	400	0%	0%	
Asset Liaison	600	600	78	522	13%	13%	
Data Collection	0	0	0	0			
Data Maintenance	0	0	0	0			
Drain Inspection	600	600	313	287	52%	52%	
Rates				0			
Meeting Expenses	199	199	117	82	59%	59%	
Insurance	300	300	0	300	0%	0%	
TOTAL	2,099	2,099	508	1,591	24%	24%	
TOTAL OPERATING	21,478	21,478	17,675	3,803	82%	82%	
Overheads							
Overheads	11,649	11,649	11,649	0	100%	100%	
TOTAL	11,649	11,649	11,649	0	100%	100%	
Depreciation							
Depreciation				0			
TOTAL	0	0	0	0			
Interest							
Interest	(1,260)	(1,260)	(1,260)	0	100%	100%	
TOTAL	(1,260)	(1,260)	(1,260)	0	100%	100%	
TOTAL EXPENDITURE Opukeko	31,867	31,867	28,064	3,803	88%	88%	

Item	Total Budget	Budget YTD	Actual YTD	Variance	Actual % of YTD Budget	Actual % of Total Budget	Note
Tirohia							
Vegetation Control	14,802	14,802	9,460	5,342	64%	64%	
Mechanical Cleaning	20,100	20,100	20,267	(167)	101%	101%	
Maintenance/Fencing/Culverts	1,600	1,600	3,968	(2,368)	248%	248%	
TOTAL DRAIN MAINTENANCE	36,502	36,502	33,695	2,807	92%	92%	
Pumps							
General	1,978	1,978	2,244	(266)	113%	113%	
Tirohia Pumps	38,499	38,499	50,040	(11,541)	130%	130%	
TOTAL	40,477	40,477	52,284	(11,807)	129%	129%	
Floodgates							
Floodgates	2,200	2,200	1,468	732	67%	67%	
TOTAL	2,200	2,200	1,468	732	67%	67%	
Stopbanks							
Tributary Banks				0			
TOTAL	0	0	0	0			
Other							
Weather Events	800	800	0	800	0%	0%	
Asset Liaison	600	600	235	365	39%	39%	
Data Collection				0			
Data Maintenance	0	0	3,766	(3,766)			
Drain Inspection	601	601	1,017	(416)	169%	169%	
Pump Operation	0	0	0	0			
Rates				0			
Appointed Member Expenses				0			
Meeting Expenses	200	200	459	(259)	229%	229%	
Insurance	1,800	1,800	244	1,556	14%	14%	
TOTAL	4,001	4,001	5,720	(1,719)	143%	143%	
TOTAL OPERATING	83,180	83,180	93,166	(9,986)	112%	112%	
Overheads							
Overheads	20,752	20,752	20,752	0	100%	100%	
TOTAL	20,752	20,752	20,752	0	100%	100%	
Depreciation							
Depreciation	22,670	22,670	0	22,670	0%	0%	
TOTAL	22,670	22,670	0	22,670	0%	0%	
Interest							
Interest	(11,976)	(11,976)	(11,976)	0	100%	100%	
TOTAL	(11,976)	(11,976)	(11,976)	0	100%	100%	
				0			
TOTAL EXPENDITURE Tirohia	114,626	114,626	101,942	12,684	89%	89%	

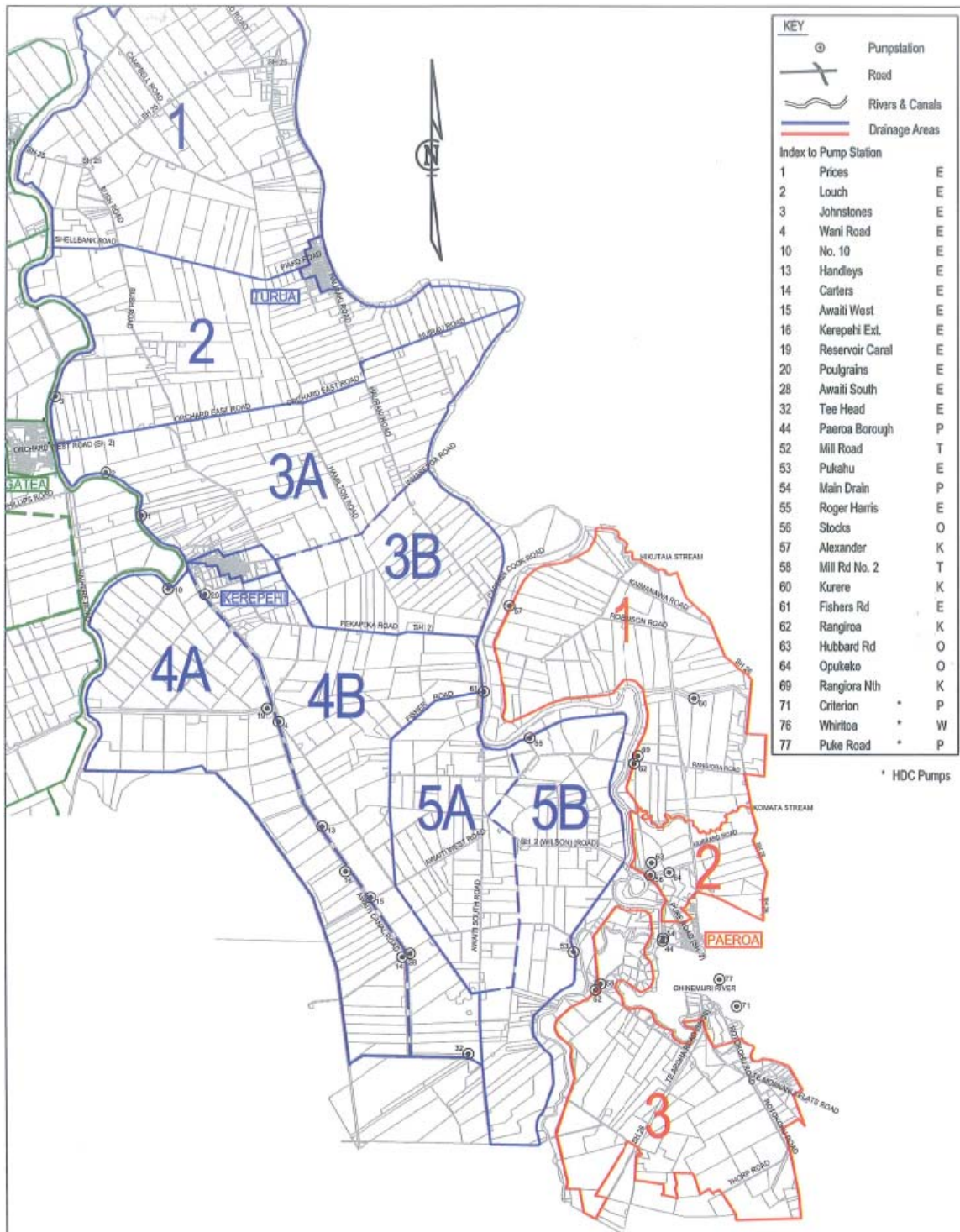
Financial Reports – 01 July 2018 – 31 August 2018

Paeroa Rural Drainage District							
Financial Report for 2 months to 31 August 2018							
Item	Total Budget	Budget YTD	Actual YTD	Variance	Actual % of YTD Budget	Actual % of Total Budget	Note
DRAINAGE OPERATIONS							
Komata North							
Vegetation Control	20,000	3,332	0	3,332	0%	0%	
Mechanical Cleaning	2,000	332	0	332	0%	0%	
Maintenance/Fencing/Culverts	1,460	242	0	242	0%	0%	
TOTAL DRAIN MAINTENANCE	23,460	3,906	0	3,906	0%	0%	
Pumps							
General	1,580	200	0	200	0%	0%	
Komata Pumps	6,300	1,112	(1,401)	2,513	-126%	-22%	
TOTAL	7,880	1,312	(1,401)	2,713	-107%	-18%	
Floodgates							
	701	116	0	116	0%	0%	
TOTAL	701	116	0	116	0%	0%	
Stopbanks							
Tributary Banks	0	0	0	0			
TOTAL	0	0	0	0			
Other							
Weather Events	600	0	0	0		0%	
Asset Liaison	800	0	0	0		0%	
Data Collection	0	0	0	0			
Data Maintenance	0	0	0	0			
Drain Inspection	1,599	0	0	0		0%	
Rates				0			
Meeting Expenses	200	0	0	0		0%	
Insurance	3,000	0	0	0		0%	
TOTAL	6,199	0	0	0		0%	
TOTAL OPERATING	38,240	5,334	(1,401)	6,735	-26%	-4%	
Overheads							
Overheads	24,048	0	0	0		0%	
TOTAL	24,048	0	0	0		0%	
Depreciation							
Depreciation	10,099	0	0	0		0%	
TOTAL	10,099	0	0	0		0%	
Interest							
Interest	(23,025)	(3,838)	(3,838)	0	100%	17%	
TOTAL	(23,025)	(3,838)	(3,838)	0	100%	17%	
				0			
TOTAL EXPENDITURE Komata North	49,362	1,497	(5,239)	6,735	-350%	-11%	

Item	Total Budget	Budget YTD	Actual YTD	Variance	Actual % of YTD Budget	Actual % of Total Budget	Note
Opukeko							
Vegetation Control	1,500	250	0	250	0%	0%	
Mechanical Cleaning	6,800	1,132	0	1,132	0%	0%	
Maintenance/Fencing/Culverts	400	66	0	66	0%	0%	
TOTAL DRAIN MAINTENANCE	8,700	1,448	0	1,448	0%	0%	
Pumps							
General	1,360	226	0	226	0%	0%	
Opukeko Pumps	9,700	1,614	(2,503)	4,117	-155%	-26%	
TOTAL	11,060	1,840	(2,503)	4,343	-136%	-23%	
Floodgates							
	320	52	0	52	0%	0%	
TOTAL	320	52	0	52	0%	0%	
Other							
Weather Events	400	0	0	0		0%	
Asset Liaison	600	0	0	0		0%	
Data Collection	0	0	0	0			
Data Maintenance	0	0	0	0			
Drain Inspection	600	0	0	0		0%	
Rates				0			
Meeting Expenses	199	0	0	0		0%	
Insurance	300	0	0	0		0%	
TOTAL	2,099	0	0	0		0%	
TOTAL OPERATING	22,179	3,340	(2,503)	5,843	-75%	-11%	
Overheads							
Overheads	16,801	0	0	0		0%	
TOTAL	16,801	0	0	0		0%	
Depreciation							
Depreciation				0			
TOTAL	0	0	0	0			
Interest							
Interest	(1,548)	(258)	(258)	0	100%	17%	
TOTAL	(1,548)	(258)	(258)	0	100%	17%	
TOTAL EXPENDITURE Opukeko	37,432	3,082	(2,761)	5,843	-90%	-7%	

Item	Total Budget	Budget YTD	Actual YTD	Variance	Actual % of YTD Budget	Actual % of Total Budget	Note
Tirohia							
Vegetation Control	14,801	2,466	0	2,466	0%	0%	
Mechanical Cleaning	20,100	3,348	0	3,348	0%	0%	
Maintenance/Fencing/Culverts	1,600	266	0	266	0%	0%	
TOTAL DRAIN MAINTENANCE	36,501	6,080	0	6,080	0%	0%	
Pumps							
General	1,978	328	0	328	0%	0%	
Tirohia Pumps	31,799	5,298	(6,013)	11,311	-113%	-19%	
TOTAL	33,777	5,626	(6,013)	11,639	-107%	-18%	
Floodgates							
Floodgates	2,200	364	0	364	0%	0%	
TOTAL	2,200	364	0	364	0%	0%	
Stopbanks							
Tributary Banks				0			
TOTAL	0	0	0	0			
Other							
Weather Events	800	0	0	0		0%	
Asset Liaison	600	0	0	0		0%	
Data Collection				0			
Data Maintenance	0	0	0	0			
Drain Inspection	601	0	0	0		0%	
Pump Operation	0	0	0	0			
Rates				0			
Appointed Member Expenses				0			
Meeting Expenses	200	0	0	0		0%	
Insurance	1,800	0	0	0		0%	
TOTAL	4,001	0	0	0		0%	
TOTAL OPERATING	76,479	12,070	(6,013)	18,083	-50%	-8%	
Overheads							
Overheads	26,384	0	0	0		0%	
TOTAL	26,384	0	0	0		0%	
Depreciation							
Depreciation	20,900	0	0	0		0%	
TOTAL	20,900	0	0	0		0%	
Interest							
Interest	(13,562)	(2,260)	(2,260)	0	100%	17%	
TOTAL	(13,562)	(2,260)	(2,260)	0	100%	17%	
				0			
TOTAL EXPENDITURE Tirohia	110,201	9,810	(8,273)	18,083	-84%	-8%	

PAEROA RURAL DRAINAGE DISTRICT WORK AREAS and PUMP LOCATIONS



DO NOT SCALE FROM THIS DRAWING

TITLE HAURAKI DISTRICT COUNCIL PUMPSTATION LOCATION PLAN E.P.D.D / P.R.D.D / PAEROA URBAN	DRAWN BY LIZ AUSTIN	CHECKED	FILENAME G:\Drainage\HDC Drainage District Areas\Ren 6	
	DESIGNED BY	FOLDER NO.	DATE 15 SEPT 2011	
	APPROVED - ASSET MANAGER		PLAN NUMBER 22698/1	SHEET 2 of 2
	APPROVED - DISTRICT ENGINEER		SCALE (A4) NTS	

Copyright in this drawing is owned by The Hauraki District Council. Any unauthorised copying, modification or adaptation of the whole or a substantial part of the work in two or three dimensions is an infringement of copyright.