

SCHEDULE 10 OF PART 2 – LAND TRANSPORT – TRAFFIC PROHIBITIONS

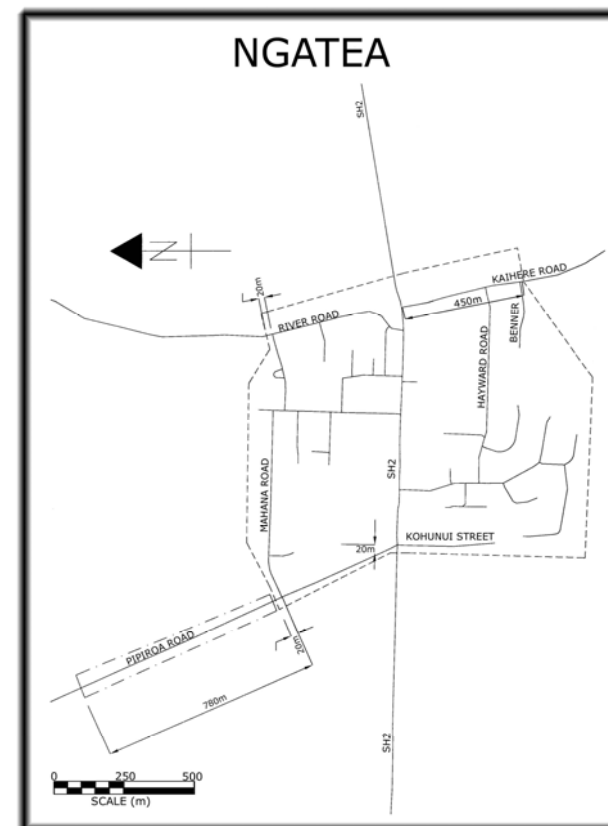
SCHEDULE A - RESTRICTION ON DRIVING ON CERTAIN ROADS



None is determined by bylaw.

SCHEDULE B - RESTRICTION ON PARKING DURING CERTAIN PERIODS ON CERTAIN ROADS

NGATEA

All heavy vehicles are prohibited from parking between the hours of 6:00pm to 6:00am, on all local roads within the 50km speed limit zone of the Ngatea urban area (except for Kohunui Street). (*effective 15 December 2009*)



LEGEND	
	Boundary of the urban traffic area that has a speed limit of 50 km/h, except for roads or areas marked with a different speed limit.
	Roads that have a speed limit of 70 km/h.