

**PART 51     RULE 51 – PARKING LOADING AND ACCESS**

**51.1     PARKING SPACES**

**51.1.1     OBLIGATION TO COMPLY**

The requirements of this Rule shall be complied with whenever a new activity is established, or there is a change of activity or a building is altered or added to beyond what is provided for by Section 10 of the Act (existing lawfully established uses).

Where any part of Rule 51 is not complied with, an application for consent to a Restricted Discretionary Activity is required and Council will assess the activity in terms of the assessment matters that are relevant to the zone.

**51.1.2     NUMBER OF SPACES REQUIRED**

The number of parking spaces to be provided on the site of an activity shall be as set out in Table 51.A below, provided that:

- where an activity requires a resource consent then these requirements may be used as a guide and a greater or lesser number may be set;
- where a standard is not specified then that which is closest to the proposed activity may be used; or to be determined on the advice of a traffic report prepared by a traffic engineer having regard to the characteristics and circumstances of the particular proposed activity; and
- where a proposed activity incorporates more than one of the activities for which a separate standard is set, then the Council shall determine which activity is deemed to predominate on the site and may permit up to half the spaces required by the secondary activity to be waived.

**51.1.3     SPACES FOR DISABLED PERSONS**

- Where an activity is subject to the provisions listed in Schedule 2 of the Building Act 2004 (which addresses buildings that must be considered for access by disabled persons), carparking for the exclusive use of vehicles driven by persons with disabilities or any person accompanying a person or persons with disabilities, the parking area shall contain spaces as follows:
  - for a calculation of 10 or less spaces, no less than one space shall be for disabled persons;
  - for a calculation of between 10 and 99 spaces, no less than two spaces shall be provided;
  - for every 50 spaces (or part thereof) over 100 spaces, an additional space shall be provided .
- All spaces for disabled persons shall comply with Diagram 51.D.

**51.1.4     ROUNDING**

A fraction of 0.6 or greater in any parking spaces calculation shall be deemed to be a requirement for one whole space. Fractions below 0.6 shall be disregarded.

**51.1.5     LOCATION ON SITE**

- All spaces shall be located clear of any designation or building line restriction, or of any easement which protects the rights of persons who are not owners or occupiers of the site.
- Spaces shall also be clear of any other required areas such as outdoor living courts and landscaped yards.

**51.1.6     ACCESS AND MANOEUVRING**

- All spaces shall have access to a road and shall be provided with such access drives and aisles as are necessary for ingress and egress of motor vehicles from and to the street and for the manoeuvring of motor vehicles within the site.
- Driveways will generally be at least 3 metres in width unless some other width is specified for the particular situation or some other requirement of the Plan dictates (such as tracking curves).
- All manoeuvring areas shall comply with the tracking curves for cars (in the case of parking spaces) as set out Diagram 51.E.
- No new parking space may be designed or formed which would necessitate any reverse manoeuvring off or onto the site, where the site has frontage to a national route, district arterial route or collector route as identified in Part 9.4 . (Refer to Policy 14 in Objective 19.3.3). For the avoidance of doubt, this bullet point does not apply to sites that have frontage to a local road.
- All manoeuvring must be able to be undertaken on site in no more than a three point turn.

Note – in determining compliance with on site manoeuvring, the tracking curves **shall not** include manoeuvring occurring within the garage.

#### **51.1.7 DESIGN AND DIMENSIONS**

All parking and associated manoeuvring areas and aisles shall be designed and laid out in accordance with the specifications of Table 51.B, and Diagram 51.C (as well as Diagram 51.E).

#### **51.1.8 FORMATION**

- FOR SITES WITHIN THE BUSINESS ZONE: Refer to the "development standards" of the *Business Zone* (Rule 29).
- FOR SITES WITHIN OTHER ZONES: All parking and manoeuvring areas shall be formed and drained to an all-weather, dust-free surface prior to any commencement of the activity to which the spaces and areas relate.

#### **51.1.9 DEMARCATION OF SPACES**

All required spaces shall be painted out or physically demarcated on the ground.

#### **51.1.10 MAINTENANCE OF SPACES**

All spaces and associated access and manoeuvring areas shall at all times be kept available for use by the vehicles they are designed for and shall not be diminished or rendered unusable by any building, alteration, storage or other activity. All parking and associated access and manoeuvring areas shall at all times be kept in a weed-free, dust-free condition and permanently surfaced condition .

**51.2 LOADING AREAS AND SPACES**

- FOR SITES WITHIN THE BUSINESS ZONE: Refer to the "development standards" of the *Business Zone* (Rule 29.5).
- FOR SITES WITHIN OTHER ZONES: Every activity shall have, on its own site, such provision as is appropriate for the safe and efficient setting down or picking up of all people, goods and materials likely to be associated with its normal operation or functioning. All such areas shall be formed and drained to an all-weather, dust-free condition prior to any commencement of the activity to which the space or area relates.
- MANOEUVRING AREAS: All manoeuvring areas associated with loading spaces shall comply with the tracking curves for trucks as set out in Diagram 51.F.

**51.3 VEHICLE CROSSINGS**

Except where access is proposed to a State Highway, all new or altered vehicle crossings shall be positioned and constructed in accordance with Part 9.5.

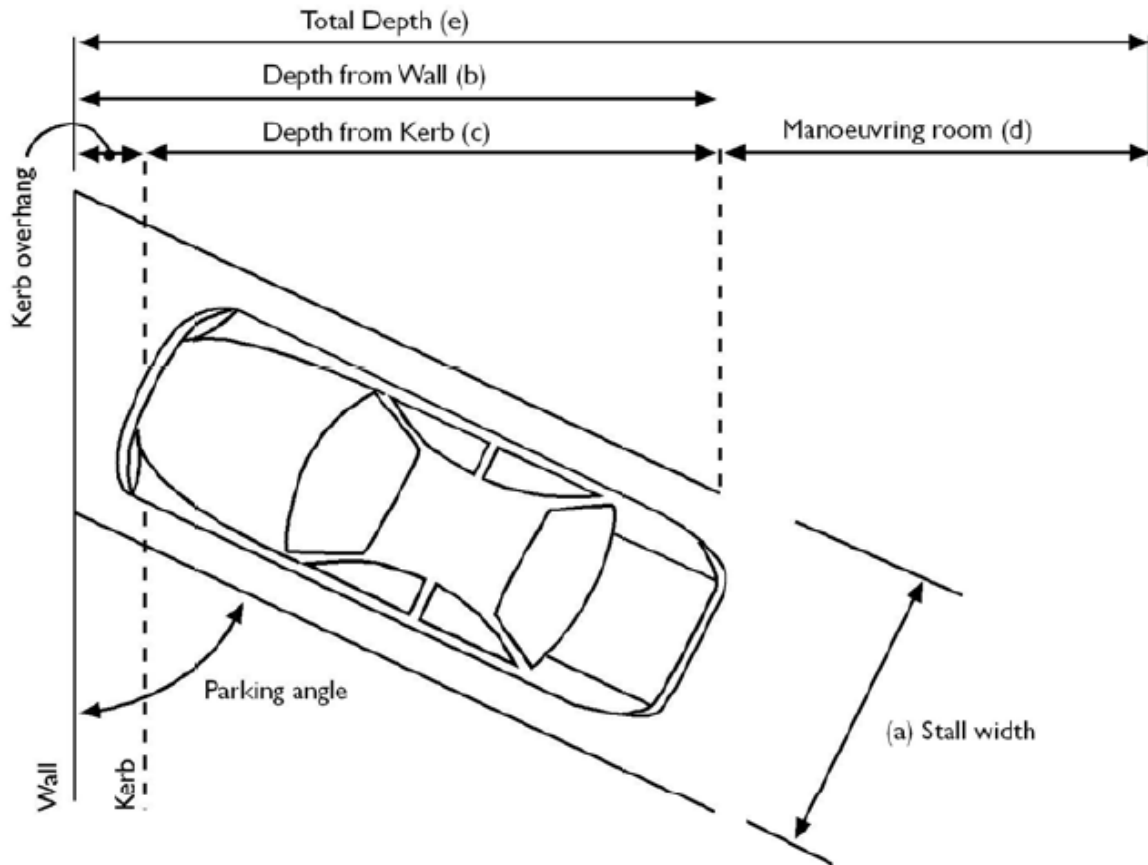
Where a new or altered vehicle crossing is proposed to the State Highway, the approval of the New Zealand Transport Agency is required.

**TABLE 51.A: NUMBER OF PARKING SPACES BY ACTIVITY**

ACTIVITY	MINIMUM PARKING SPACES REQUIRED
NOTE: WORDS IN CAPITALS ARE DEFINED IN RULE 50	
Catteries/Kennels	3
CHILD CARE AND LEARNING CENTRES	1 per four pupils/children the centre is licensed for.
CINEMAS	Inside Business "Centre": 1 per 6 seats. Outside Business "Centre": 1 per 4 seats.
COMMUNITY FACILITIES	1 per 20m <sup>2</sup> g.f.a plus 1 per 10m <sup>2</sup> g.f.a for floor areas over 400m <sup>2</sup> provided that where there are large meeting type areas which would seldom be used at the same time (such as church auditorium and church hall) then the smaller floor area may be subtracted from the total.
DWELLING HOUSE / MEDIUM DENSITY HOUSING unit/ MULTI-UNIT HOUSING unit	1 covered or uncovered car park per unit.
FARM STAY ACCOMMODATION / HOMESTAY ACCOMMODATION	1 per two guests
FAST FOOD / FAMILY RESTAURANT / CAFÉ / RESTAURANT / TAKEAWAY	Inside Business "Centre": 1 per 40m <sup>2</sup> g.f.a plus not less than 4 queuing spaces for any drive through facility. Outside Business "Centre": 1 per 30m <sup>2</sup> g.f.a plus not less than 4 queuing spaces for any drive through facility.
FUNERAL SERVICES PREMISES	1 per 30m <sup>2</sup> g.f.a plus, where a chapel or funeral service auditorium is included, 1 per 10m <sup>2</sup> of chapel floor area, such area to be subtracted from the gross area.
HEALTH CENTRES	3 per specialist/professional/adviser whether part-time or full-time.
HERITAGE CENTRE	To be determined at the time the application is assessed and imposed by conditions.
HOME OCCUPATION	1 per non-resident worker.
HOSPITALS	1 per 25m <sup>2</sup> g.f.a.
INDUSTRY / warehouse (Storage and freight handling facilities, warehouses, manufacturing, processing and assembly and distribution of products.)	1 per 100m <sup>2</sup> g.f.a. of BUILDINGS plus 1 per 500 m <sup>2</sup> of outdoor space used for the activity
MOTOR CAMP	1 per camp site plus 1 per cabin plus 2 for manager's residence.
MULTI-UNIT HOUSING	(Refer to <i>Residential Zone</i> ).
OFFICES	1 per 40m <sup>2</sup> g.f.a.
ON-LICENCE LIQUOR PREMISES	Inside Business "Centre": 1 per 40m <sup>2</sup> g.f.a. Outside Business "Centre": 1 per 30m <sup>2</sup> g.f.a.
RETAILING ACTIVITIES outside <i>Business Zone</i>	1 per 15m <sup>2</sup> g.f.a minus the number of spaces that are permanently provided in the road in front of the premises by way of kerb indentation or similar means.
SCHOOLS	1 per teacher plus 1 for each office/support person plus 3 for each 6 <sup>th</sup> and 7 <sup>th</sup> form class.
SERVICE STATIONS	1 per 30m <sup>2</sup> of retail space plus 4 per workshop bay plus 3 queuing spaces for a car wash plus 2 per air hose/vacuum
SHOW HOME	3

SPECIAL HOUSING DEVELOPMENTS	1 per self-contained unit plus either 1 per 50m <sup>2</sup> g.f.a (excluding the units) or 1 per two bedrooms, whichever is the greater.
TRADE SUPPLY OUTLETS / YARD BASED RETAIL / GARDEN CENTRES	1 per 40m <sup>2</sup> g.f.a. of BUILDING, plus 1 per 500m <sup>2</sup> of yard, plus 1 per 2 employees.
TRAVELLERS' ACCOMMODATION	1 per self-contained unit plus 2 for the manager's residence
VARIETY DISCOUNT (SUPERMARKET) & MERCHANDISING	Inside Business "Centre": 1 per 40m <sup>2</sup> g.f.a. Outside Business "Centre": 1 per 25m <sup>2</sup> g.f.a.
VETERINARY CENTRE	3 per 75m <sup>2</sup> g.f.a.

**TABLE 51.B: MANOEUVRING AND PARKING DIMENSIONS**



Type of Parking		Stall Width (a)	Stall Depth		Aisle Width (d)	Total Depth (e)	
Parking Angle	Type		From wall (b)	From kerb (c)		one row	two rows
ALL MEASUREMENTS ARE IN METRES							
0°	Parallel	2.4	See note 1		3.5	5.9	8.3
30°	Nose in	min 2.4	4.2	4.0	3.5	7.7	11.9
45°	Nose in	min 2.4	4.9	4.5	3.5	8.4	13.3
60°	Nose in	2.4	5.4	4.9	4.5	9.9	15.3
		2.5			4.1	9.5	14.9
		2.6			3.5	8.9	14.3
		2.7			3.5	8.9	14.3
75°	Nose in	2.4	5.4	4.9	6.6	12.0	17.4
		2.5			6.3	11.7	17.1
		2.6			5.2	10.6	16.0
		2.7			4.6	10.0	15.4
90°	Nose in	2.4	5.1	4.6	8.7	13.8	18.9
		2.5			7.7	12.8	17.9
		2.6			7.0	12.1	17.2
		2.7			6.8	11.9	17.0

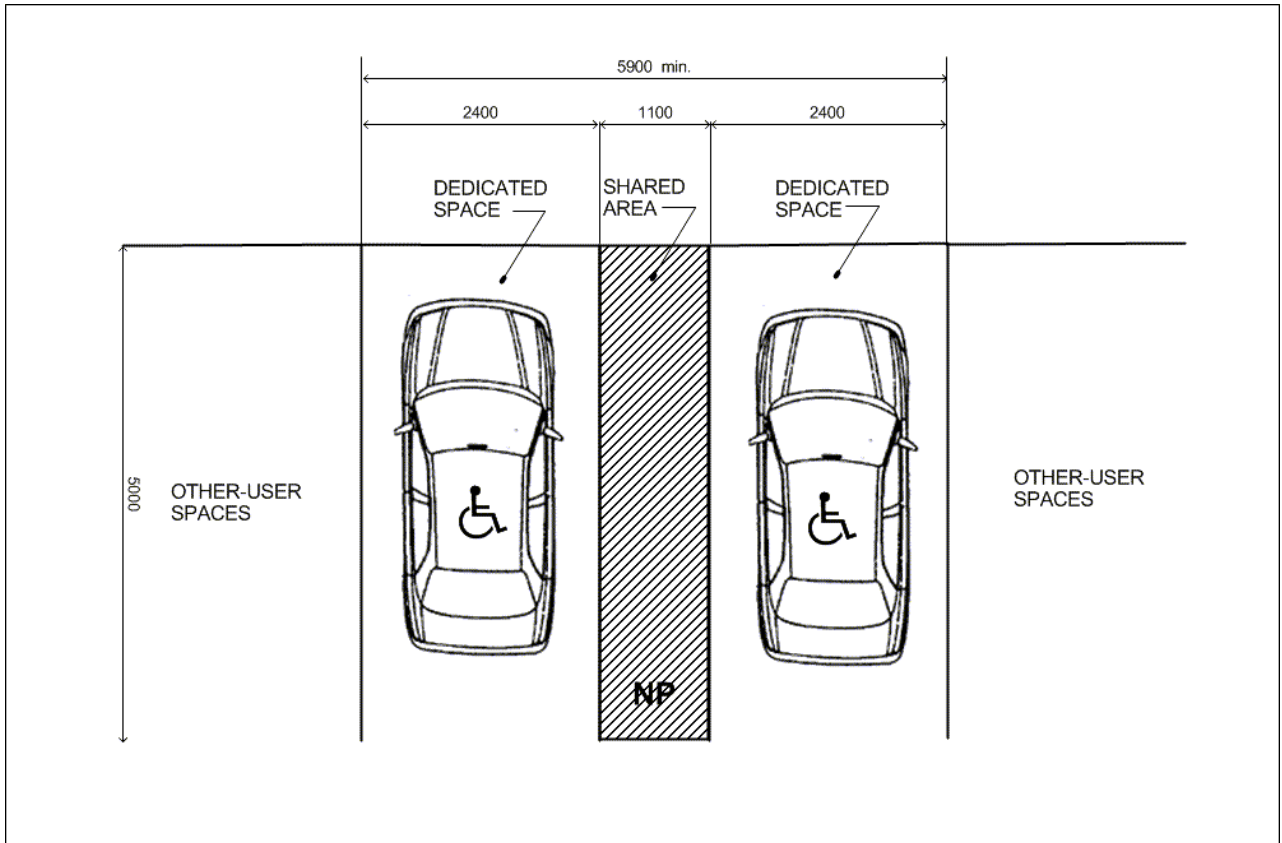
- 1 Parallel parking spaces (Parking angle = 0) shall be 6.0m long, except where one end of the space is not obstructed, in which case the length of a space may be reduced to 5.0m.
- 2 Minimum aisle and accessway widths shall be 3.0m for one way flow, and 5.5m for two way flow. Recommended aisle and accessway widths are 3.5m for one way flow, and 6.0m for two way flow.
- 3 Maximum kerb height = 150mm



**DIAGRAM 51.C: [Deleted by Plan Change 30]**

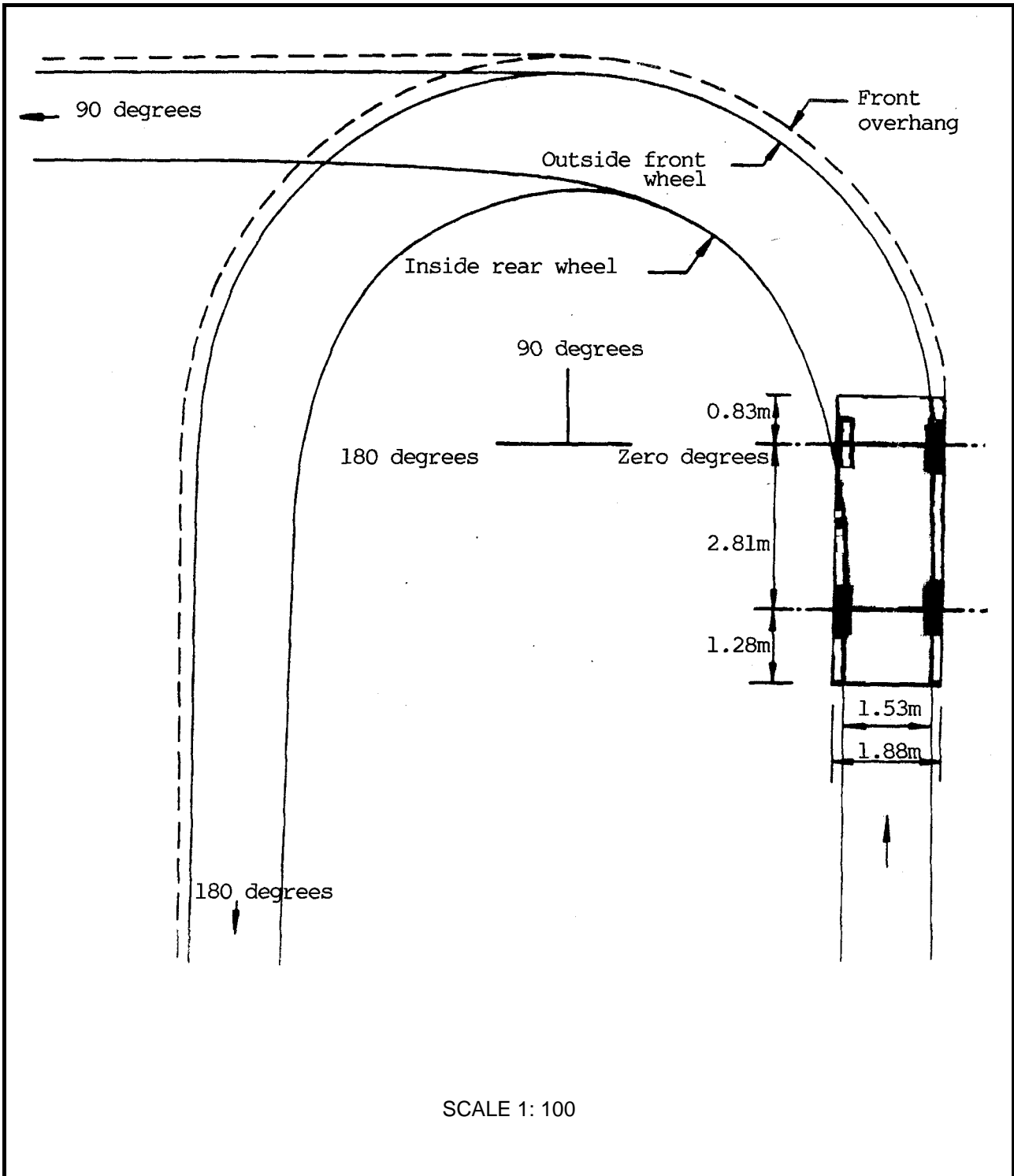
**DIAGRAM 51.D "DISABLED PERSON" PARKING DIMENSIONS**

[Not to scale]



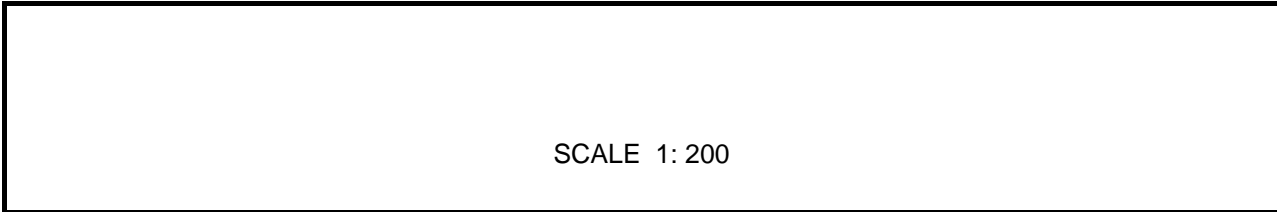
**DIAGRAM 51.E: NINETY PERCENTILE CAR TRACKING CURVE**

6.3 radius (minimum) to outside front wheel

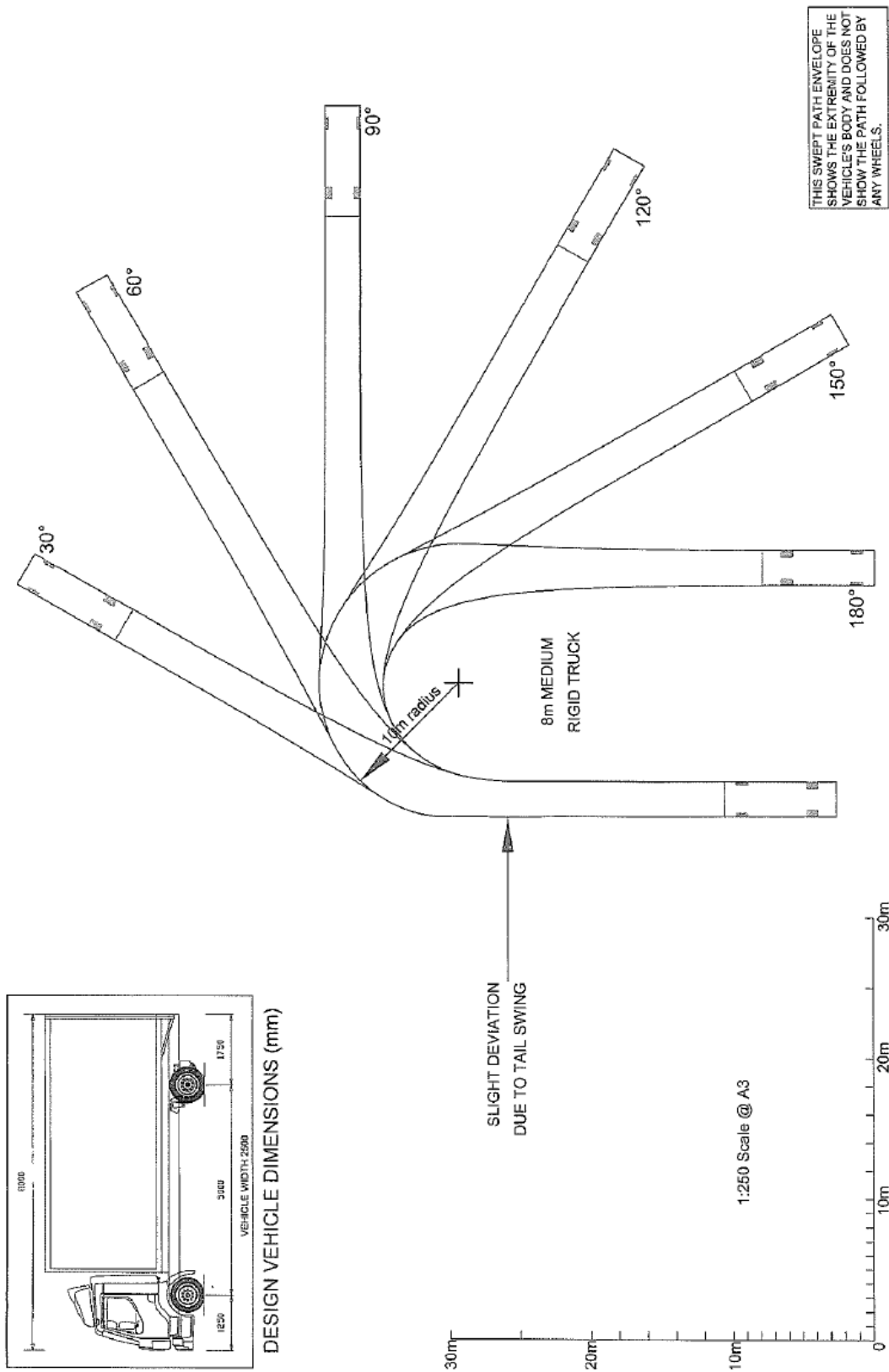


**DIAGRAM 51.F: MINIMUM RADIUS TRUCK TRACKING CURVE**

12.5 radius (minimum) to outside front wheel



SCALE 1: 200



[THIS PAGE IS INTENTIONALLY BLANK]