

**DISTRIBUTION:**

**Committee Members:**

His Worship the Mayor  
R P Hunter  
K R Caddy  
K J Reid  
P Schouten  
R Webster  
A Green  
T Nicholson  
B Conroy

**Council Rep:**

P Buckthought

**Councillors:**

J H Thorp  
D H Swales

**Staff**

S De Laborde  
I McLeod  
B Stephens  
A de Laborde  
Council Secretary



**A G E N D A**  
**EASTERN PLAINS DRAINAGE**  
**DISTRICT COMMITTEE**

**DATE:** Thursday, 26 October 2017

**TIME:** 1.30pm

**VENUE:** Council Office  
William Street  
PAEROA

**MEMBERS:**

R P Hunter (Chairperson)

K R Caddy  
K J Reid  
P Schouten  
R Webster  
A Green  
T Nicholson  
B Conroy  
P Buckthought  
J P Tregidga (Mayor)

**Delegations: Eastern Plains Drainage Committee (EPDD)**

Membership	<p>Advisory Committee consisting of one Councillor (with an alternate) and representation as scheduled from each of the following Drainage Areas with the Drainage District:</p> <ul style="list-style-type: none"><li>■ A representative (or alternative) of Kopuarahi/Orongo</li><li>■ A representative (or alternative) of Horahia</li><li>■ Two representatives (or alternative) of Wharepoa</li><li>■ Two representatives (or alternatives) of Awaiti</li><li>■ Two representatives (or alternatives) of Netherton</li></ul>
Meeting frequency	<p>The last Thursday in each month bi-monthly commencing at 1.30pm</p>

The Council delegates to the Drainage Committee the following powers, duties and responsibilities:

- To make recommendations to the Council on all matters relating to Land Drainage within their District.
- The Eastern Plains Drainage Committees can also make recommendations to Council on urban stormwater matters within their district.
- To make recommendations on Council's operational and capital estimates for Council's Draft Long Term Plan and Draft Annual Plans.
- To provide input to Land Drainage asset planning matters and Land Drainage rating reviews in their respective areas.
- To generally oversee and monitor the Council's annual work programmes within the nominated areas; and to assist as necessary or as appropriate in the implementation of approved programmes.
- To facilitate the flow of information between ratepayers and staff.



---

## EASTERN PLAINS DRAINAGE DISTRICT COMMITTEE AGENDA

---

Thursday, 26 October 2017 – 1.30pm Council Office, William Street, Paeroa

---

### Order of Business

### Pages

- |    |  |   |
|----|--|---|
| 1. | Apologies  |   |
| 2. | Declarations of Late Items.  |   |
| 3. | Confirmation of Minutes –31-08-17 (2277069)  | 4 |
| 4. | Drainage Managers Report for August 2017 and Financial Report for the period 3 months to 30 September 2017 (2287641) | 7 |
| 5. | Members feedback on drainage matters in their areas.   |   |

**HAURAKI DISTRICT COUNCIL**  
**EASTERN PLAINS DRAINAGE DISTRICT**

MINUTES OF A MEETING OF THE EASTERN PLAINS DRAINAGE DISTRICT COMMITTEE  
HELD IN THE COUNCIL CHAMBERS, WILLIAM STREET, PAEROA ON THURSDAY 31  
AUGUST 2017 COMMENCING AT 1.40PM

**PRESENT** Messrs R Hunter (Chairperson), K J Reid, K R Caddy, A Green,  
B Conroy, P Schouten, R Webster and Cr P Buckthought

**IN ATTENDANCE** A de Laborde (Group Manager – Engineering Services), S de  
Laborde (Infrastructure Planning Manager - Drainage), Mr B  
Stephens (Drainage Overseer) and Ms C Black (Council  
Secretary)

**APOLOGIES**

**RESOLVED**

THAT the apology of T Nicholson be received and sustained.

EPDD17/13

Reid/Caddy

**CARRIED**

**LATE ITEM**

Pursuant to Section 46A(7) of the Local Government Official Information and Meetings Act 1987, the Chairperson called for late items to be accepted.

**RESOLVED**

THAT pursuant to Section 46A(7) of the Local Government Official Information and Meetings Act 1987, the following late items be accepted for discussion.

- **Honorarium and Travel Allowance for Non-Elected Members (Land Drainage Committees)**

The item was not on the agenda because the item was unavailable at the time of the agenda deadline.

Discussion on the item could not be delayed because the Council was required to adopt the changes to the non-elected member's remuneration arrangements as soon as practicable.

EPDD17/14

Reid/Caddy

**CARRIED**

**CONFIRMATION OF MINUTES**

MEETING HELD ON (29-06-17) (2228796)

**RESOLVED**

THAT the minutes of the meeting of the Eastern Plains Drainage District Committee held on Thursday, 29 June 2017 be taken as read and confirmed.

EPDD17/15

Green/Webster

**CARRIED**

## **MATTERS ARISING FROM THE MINUTES**

### **Campbell Drain and Floodgate – Green Drain**

The Drainage Overseer advised that he has installed a diverter (deflection wall) in the drain to divert flow from the Campbell floodgate catchment to the Factory Floodgate. The landowner who had blocked the drain was spoken to regarding this matter and a compromise was reached to install the deflection wall.

WRC are looking at replacing it and undertaking a full catchment review.

### **Drainage Bylaw Review**

It was advised that access has been improved to the Land Drainage Bylaw on the council's website. A link to the bylaw will be emailed to the members.

## **DRAINAGE REPORT – AUGUST 2017 AND FINANCIAL REPORT ON THE OPERATIONS OF THE EASTERN PLAINS DRAINAGE DISTRICT FOR THE PERIOD 12 MONTHS TO 30 JUNE 2017 (2226017)**

The Drainage Manager presented the monthly report for August 2017.

### **RESOLVED**

THAT the Drainage Report – August 2017 and Financial Report on the operations of the Eastern Plains Drainage District for the period 12 months to 30 June 2017 be received.

EPDD17/16

Caddy/Webster

**CARRIED**

## **CAPITAL WORKS**

### **Awaiti Roadside Drain Re-alignment**

The possibility of the realignment of the Awaiti Roadside Drain away from SH2 between the Awaiti Road corner, past the school, to a point west of the McMillan Drain, which connects to H-Drain was presented to the June meeting. No cost estimates had been made at that time.

The Drainage Overseer advised that it has now been decided that a maintenance programme will be scheduled to contain the growth within the existing drain and mechanically cleaned as required.

## **2018 LONG TERM PLAN – EASTERN PLAINS DISTRICT DRAINAGE COMMITTEE – REVIEW OF BUDGETS (2267565)**

The Group Manager and Drainage Manager presented the 2018 Long Term Plan budgets for the Committee's consideration. Staff took the members through the LTP budgets.

Minor Activity - highlighted increases to mechanical cleaning. It was suggested that more mechanical cleaning funds be moved to Area 5 (approx. \$10,000) if Awaiti Roadside Drain is to be cleaned every two years.

Levels of Service - there were no changes made to the 2018-19 levels of service.

**GENERAL BUSINESS****MEMBERS' COMMENTS ON MAINTENANCE MATTERS**

Roger Hunter – the drain at Fox's (Te Kauri drain) has been cleaned.

Kim Reid – Old Netherton Road – work completed was an excellent job.

- Morrison drain requires cleaning. The Drainage Overseer stated that the top end of the drain is to be cleaned this financial year.
- 2 slumps have occurred in McMillan Drain.

Cr Buckthought – advised of the hearing of submissions to the Waikato Regional Councils Plan Change (1) will commence next year. WRC are still to appoint a Commissioner.

**LATE ITEM****HONORARIUM AND TRAVEL ALLOWANCE FOR NON-ELECTED MEMBERS (LAND DRAINAGE COMMITTEES) (2265892)**

A report was presented requesting the member's consideration of the current honorarium and mileage allowance offered by Council to the district drainage committee members for their involvement in and travelling to committee meetings and oversight of their rural drainage areas.

**RESOLVED**

THAT the report be received, and

THAT the honorarium and mileage allowance currently paid to members of the Eastern District Drainage Committee remain as the status quo.

EPDD17/17

Hunter/Webster

**CARRIED**

**Staff Xmas Dinner Function and Invitation to Ian McLeod to Attend**

The Chairman reminded members about the Wednesday, 15 November date which has been set for the District Drainage Committee Xmas function with the invitation of Ian McLeod to attend following his retirement from Council as Drainage Manager.

Members were requested to RSVP to Carol Black by end of October for catering purposes.

The meeting closed at 3.00pm.

CONFIRMED

R Hunter  
Chairperson

26 October 2017



# Report

**To:** Eastern Plains Drainage District Committee  
**From:** Infrastructure Systems and Planning Manager  
**Date:** Friday, 20 October 2017  
**File reference:** Document: M2287641  
**Meeting date:** Thursday, 26 October 2017  
**Subject:** **EPDD Drainage Activity Report September 2017**

## Recommendation:

THAT the report be received

This report covers the period to the end of September 2017.

### 1.0 OPERATIONS

#### 1.1 Chemical spraying

No drains have been sprayed to date. Spraying will commence in November when conditions have (hopefully) improved.

#### 1.2 Machine cleaning

4.4 km of drains have been machine cleaned in the year to date.

#### 1.3 Maintenance/Fencing/Culverts

Routine maintenance items have been undertaken.

#### 1.4 Pump operation

Regular inspection runs were undertaken in this period. Pump hours for September were 2129.

Approximately 40 man-hours were spent on screen cleaning in the period.

#### 1.5 Floodgates

Floodgate inspections were completed. No floodgates were required to be cleared.

### 2.0 BY-LAW APPROVALS

Bylaw approvals were granted in the period as follows:

2.1 Culverts: Nil

2.2 Building Line Nil

### **3.0 SUBDIVISIONS COMMENTED UPON**

Subdivisions commented on during the period were as follows:

Nil

### **4.0 RAINFALL**

The table and graphs of the Ngatea Monthly Rainfall depths since 1993 is attached. The rainfall total for September was 127 mm.

The year to date total from July 1 is 356mm.

### **5.0 CAPITAL WORKS**

#### **5.1 Stop bank survey**

Work on the Terraces stop banks will commence soon. The banks will be surveyed first with the drone to calculate the volume of material required. Farmers will be notified prior to commencement.

### **6.0 GENERAL**

#### **6.1 Drainage Bylaw Review**

The Bylaw review will be undertaken in early 2018.

Committee members are requested to consider the current bylaw and to provide input into the review.

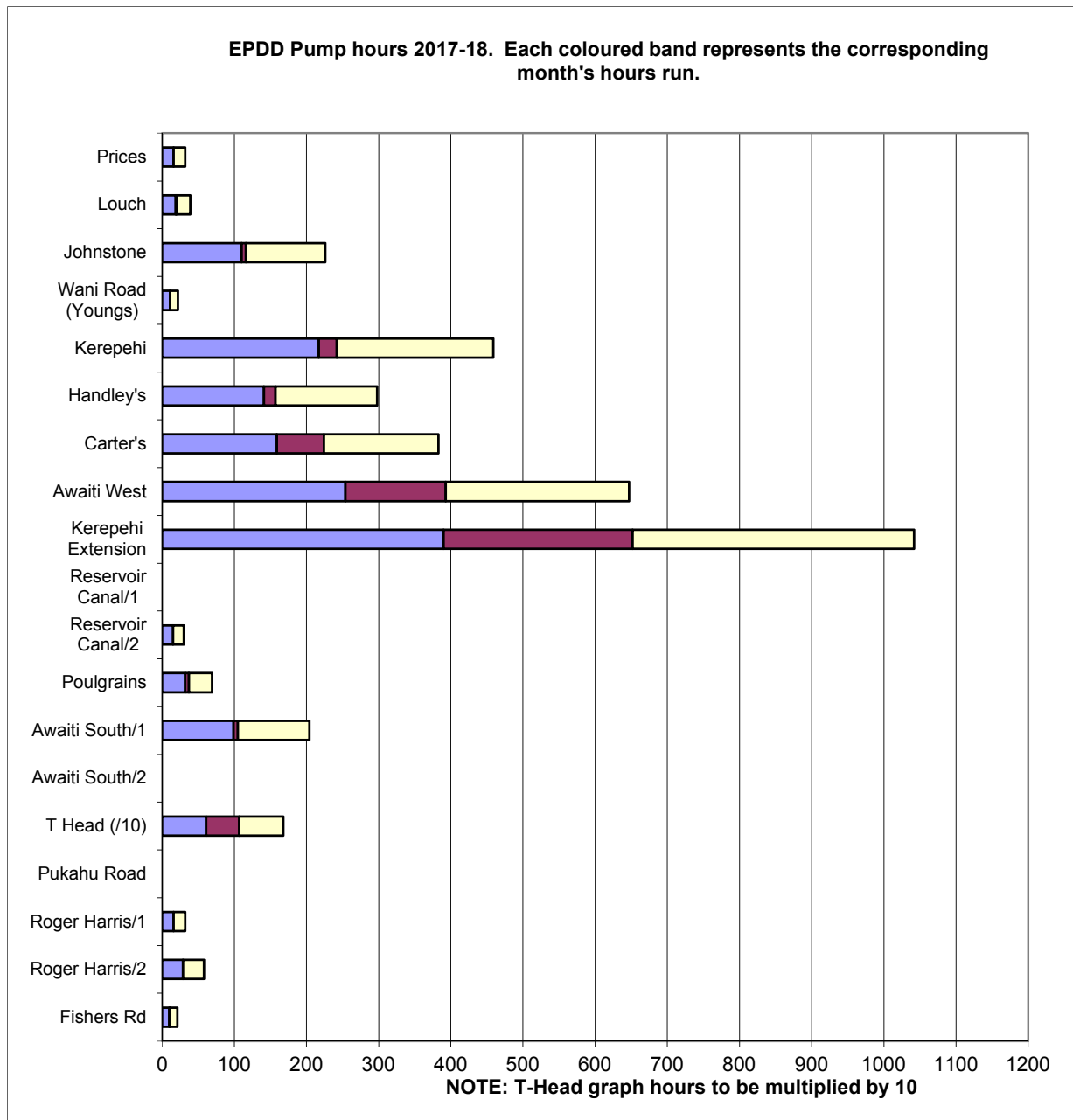
Steve de Laborde  
Infrastructure Systems and Planning Manager



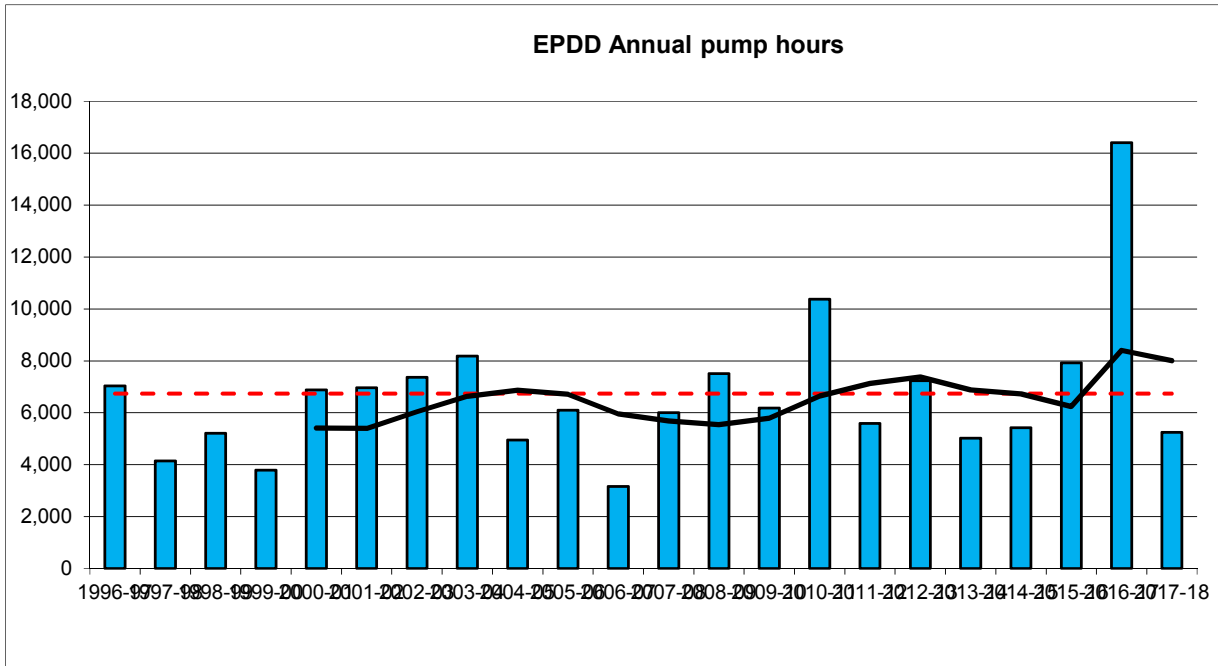
**EASTERN PLAINS DRAINAGE DISTRICT – PUMP RUNNING HOURS 2017-18**

Eastern Plains DD		Jul-17	Aug	Sep	Oct	Nov	Dec	Jan	Feb	Mar	Apr	May	Jun	Total	Average
No 1	Prices	16	0	16										32	46
No 2	Louch	19	1	19										39	86
No 3	Johnstone	110	6	110										226	299
No 4	Wani Road (Youngs)	11	0	11										22	261
No 10	Kerepehi	217	25	217										459	271
No 13	Handley's	141	16	141										298	454
No 14	Carter's	159	65	159										383	557
No 15	Awaiti West	254	139	254										647	639
No 16	Kerepehi Extension	390	267	390										1042	681
No 19	Reservoir Canal/1	0	0	0										0	340
	Reservoir Canal/2	15	0	15										30	14
No 20	Poulgrains	32	5	32										69	128
No 28	Awaiti South/1	99	6	99										204	189
	Awaiti South/2	0	0	0										0	181
No 32	T Head	611	457	611										1679	2368
No 53	Pukahu Road	0	0	0										0	28
No 55	Roger Harris/1	16	0	16										32	66
	Roger Harris/2	29	0	29										58	92
No 61	Fishers Rd	10	1	10										21	37
		2129	983	2129	0	0	0	0	0	0	0	0	0	5241	6736

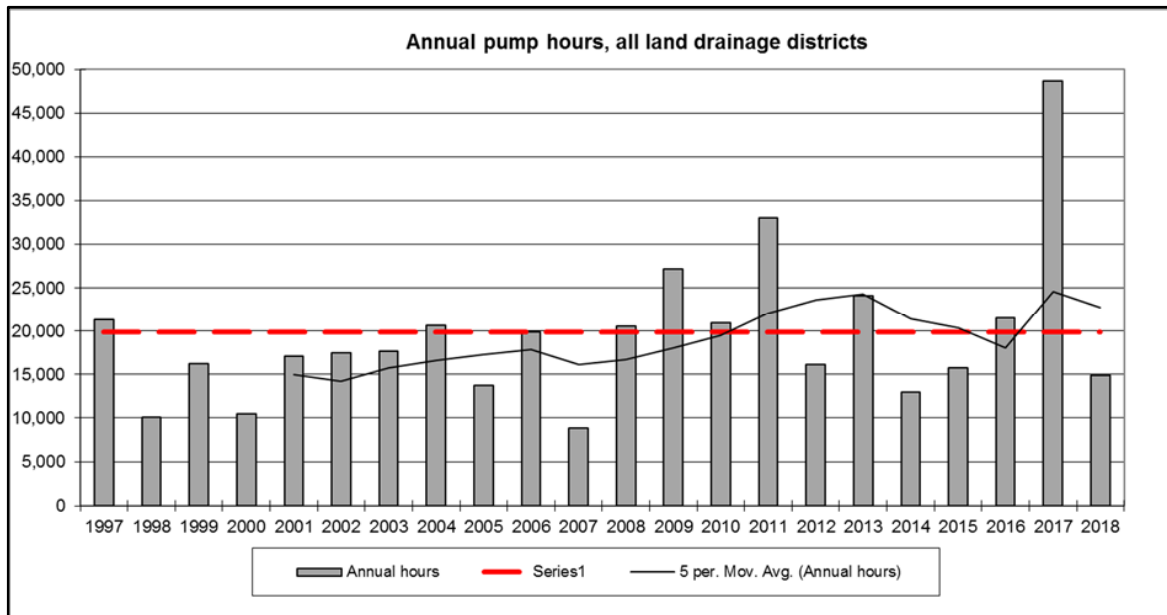
**EPDD Pump hours 2017-18. Each coloured band represents the corresponding month's hours run.**



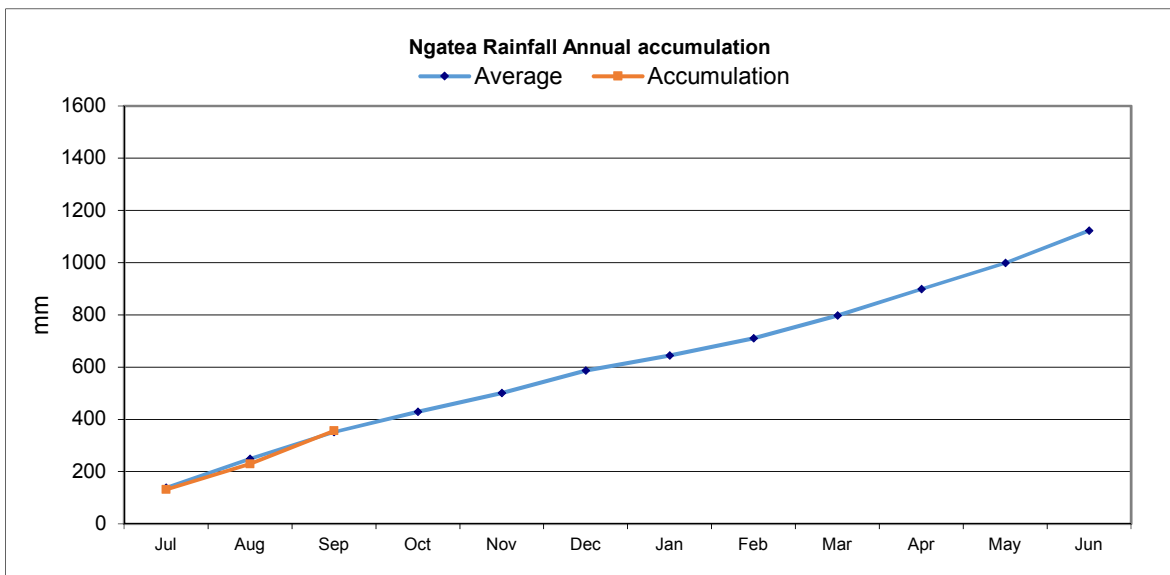
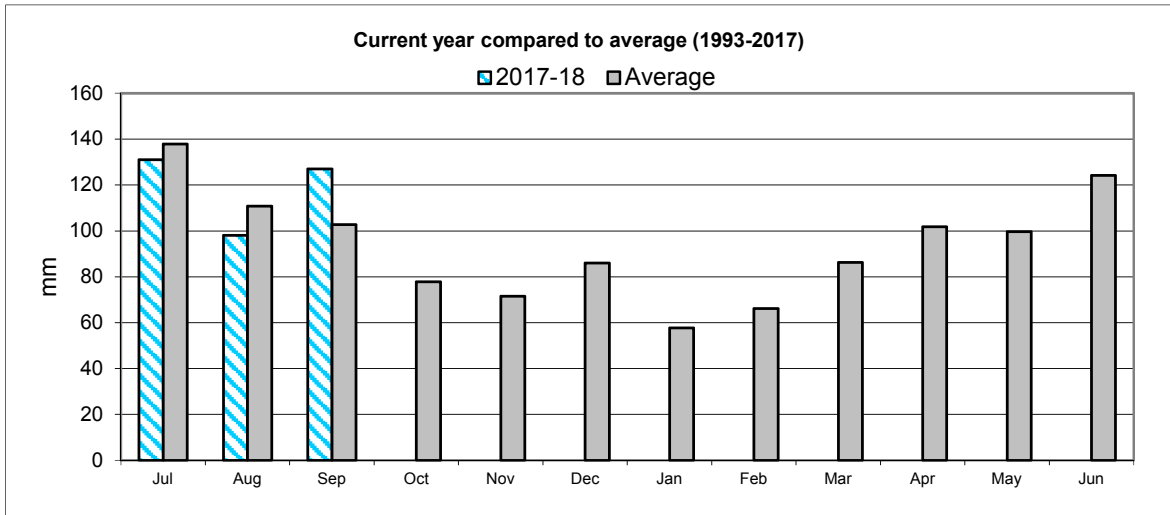
**EASTERN PLAINS DRAINAGE DISTRICT, ANNUAL PUMP RUNNING HOURS**



**ANNUAL PUMP RUNNING HOURS, ALL DISTRICTS**



<b>Ngatea Monthly Rainfall</b>													
Haywards Road (to 1999). HDC Depot (2000 on)													
Year	Jan	Feb	Mar	Apr	May	Jun	Jul	Aug	Sep	Oct	Nov	Dec	Totals
1993	36.0	28.5	95.0	50.0	123.0	181.5	8.0	111.0	58.0	37.0	100.0	28.5	857
1994	81.0	47.5	51.5	64.0	78.0	116.0	155.0	100.5	153.0	112.5	30.0	26.5	1016
1995	37.0	71.0	196.5	245.5	88.5	181.0	203.5	74.0	73.0	94.0	136.5	128.5	1529
1996	29.5	89.5	88.5	227.5	82.0	166.5	137.5	147.0	149.0	34.0	72.5	222.0	1446
1997	4.5	51.0	195.0	58.0	97.5	138.5	64.5	65.5	221.5	61.0	39.0	49.0	1045
1998	12.0	97.0	67.0	48.0	56.5	97.0	299.0	104.0	48.0	100.0	85.0	89.0	1103
1999	81.0	28.0	81.0	91.0	45.0	94.5	142.0	132.0	88.0	53.0	206.5	109.5	1152
2000	60.0	11.5	52.5	171.0	85.0	75.5	154.5	114.0	97.5	48.0	96.5	79.0	1045
2001	16.5	156.5	49.0	169.0	165.5	50.0	74.5	121.0	47.5	134.0	114.0	177.0	1275
2002	117.0	39.5	50.5	62.0	61.0	168.5	135.0	79.0	75.5	73.0	34.5	54.0	950
2003	110.0	105.0	102.0	134.0	73.0	124.5	101.5	58.5	155.0	107.0	36.5	111.5	1219
2004	98.5	230.0	11.5	21.0	175.5	106.5	120.5	112.0	119.0	80.0	56.0	130.5	1261
2005	30.5	32.0	32.5	7.0	147.5	118.0	152.5	59.0	87.0	145.5	65.5	107.0	984
2006	37.0	47.5	34.5	120.0	82.0	86.0	76.0	108.0	57.0	90.5	64.0	36.0	839
2007	56.0	27.0	146.0	45.0	41.0	92.0	281.0	95.0	68.5	76.0	40.0	53.0	1021
2008	2.0	35.0	40.5	146.5	71.0	152.5	253.0	166.0	52.0	94.0	47.0	61.0	1121
2009	59.0	120.0	30.0	72.0	91.0	150.0	124.0	91.0	85.0	119.0	35.0	81.0	1057
2010	63.0	4.0	13.0	44.0	139.0	230.5	90.0	229.0	146.0	18.0	28.0	62.0	1067
2011	270.0	9.0	172.0	85.0	101.0	110.0	127.0	57.0	74.0	76.0	15.0	157.0	1253
2012	63.0	82.0	130.0	39.0	111.0	52.0	179.0	130.0	85.0	69.0	71.0	64.0	1075
2013	2.0	17.0	23.0	128.0	162.0	117.0	48.0	122.0	133.0	41.0	104.0	96.0	993
2014	41.0	8.0	35.0	98.0	42.0	237.0	109.0	110.0	137.0	73.0	50.0	72.0	1012
2015	10.0	44.0	79.0	114.0	136.0	59.0	121.0	185.0	96.0	51.0	125.0	19.0	1039
2016	103.0	167.0	39.0	51.0	96.0	137.0	152.0	100.0	162.0	82.0	66.0	50.0	1205
2017	24.0	107.0	341.0	255.0	142.0	63.0	131.0	98.0	127.0				1288
2018													0
Ave.	58	66	86	102	100	124	138	111	103	78	72	86	1123
Max	270	230	341	255	176	237	299	229	222	146	207	222	1529
Min.	2	4	12	7	41	50	8	57	48	18	15	19	839



<b>Eastern Plains Drainage District</b>							
<b>Financial Report for 3 months to 30 September 2017</b>							
<b>Item</b>	<b>Total Budget</b>	<b>Budget YTD</b>	<b>Actual YTD</b>	<b>Variance</b>	<b>of YTD Budget</b>	<b>of Total Budget</b>	<b>Note</b>
<b>DRAINAGE OPERATIONS</b>							
<b>Vegetation Control</b>							
Area 1	13,800	13,800	0	13,800	0%	0%	
Area 2	11,200	11,200	34	11,166	0%	0%	
Area 3	17,300	17,300	5,034	12,266	29%	29%	
Area 4	16,400	16,400	0	16,400	0%	0%	
Area 5	10,799	10,799	0	10,799	0%	0%	
<b>TOTAL</b>	<b>69,499</b>	<b>69,499</b>	<b>5,068</b>	<b>64,431</b>	<b>7%</b>	<b>7%</b>	
<b>Mechanical Cleaning</b>							
Area 1	10,000	10,000	0	10,000	0%	0%	
Area 2	11,600	11,600	5,000	6,600	43%	43%	
Area 3	4,000	4,000	300	3,700	8%	8%	
Area 4	35,399	35,399	1	35,398	0%	0%	
Area 5	11,200	11,200	0	11,200	0%	0%	
<b>TOTAL</b>	<b>72,199</b>	<b>72,199</b>	<b>5,301</b>	<b>66,898</b>	<b>7%</b>	<b>7%</b>	
<b>Maintenance/Fencing/Culverts</b>							
Area 1	680	680	1,045	(365)	154%	154%	
Area 2	680	680	0	680	0%	0%	
Area 3	680	680	0	680	0%	0%	
Area 4	680	680	0	680	0%	0%	
Area 5	680	680	78	602	12%	12%	
<b>TOTAL</b>	<b>3,400</b>	<b>3,400</b>	<b>1,124</b>	<b>2,276</b>	<b>33%</b>	<b>33%</b>	
<b>TOTAL DRAIN MAINTENANCE</b>	<b>145,098</b>	<b>145,098</b>	<b>11,492</b>	<b>133,606</b>	<b>8%</b>	<b>8%</b>	
<b>Pumps</b>							
General	10,313	10,313	6,365	3,948	62%	62%	
EPDD Pumps	54,100	54,100	(591)	54,691	-1%	-1%	
<b>TOTAL</b>	<b>64,413</b>	<b>64,413</b>	<b>5,774</b>	<b>58,639</b>	<b>9%</b>	<b>9%</b>	
<b>Floodgates</b>							
Floodgates	4,758	4,758	555	4,203	12%	12%	
<b>TOTAL</b>	<b>4,758</b>	<b>4,758</b>	<b>555</b>	<b>4,203</b>	<b>12%</b>	<b>12%</b>	
<b>Stopbanks</b>							
Tributary Banks	0	0	0	0			
<b>TOTAL</b>	<b>0</b>	<b>0</b>	<b>0</b>	<b>0</b>			

Item	Total Budget	Budget YTD	Actual YTD	Variance	Actual % of YTD Budget	Actual % of Total Budget
<b>Other</b>						
Weather Events	2,100	2,100	0	2,100	0%	0%
Asset Liaison	3,498	3,498	828	2,670	24%	24%
Consent Monitoring	0	0	0	0		
Data Collection	0	0	0	0		
Data Maintenance	3,000	3,000	1,113	1,887	37%	37%
Drain Inspection	4,500	4,500	850	3,650	19%	19%
Pump Operation	0	0	0	0		
Rates	0	0	0	0		
Meeting Expenses	2,700	2,700	481	2,220	18%	18%
Insurance	500	500	0	500	0%	0%
<b>TOTAL</b>	<b>16,298</b>	<b>16,298</b>	<b>3,272</b>	<b>13,026</b>	<b>20%</b>	<b>20%</b>
<b>TOTAL OPERATING</b>	<b>230,567</b>	<b>230,567</b>	<b>21,093</b>	<b>209,474</b>	<b>9%</b>	<b>9%</b>
<b>Overheads</b>						
Overheads	58,609	58,609	58,609	0	100%	100%
<b>TOTAL</b>	<b>58,609</b>	<b>58,609</b>	<b>58,609</b>	<b>0</b>	<b>100%</b>	<b>100%</b>
<b>Depreciation</b>						
Depreciation	25,896	25,896	0	25,896	0%	0%
<b>TOTAL</b>	<b>25,896</b>	<b>25,896</b>	<b>0</b>	<b>25,896</b>	<b>0%</b>	<b>0%</b>
<b>Interest</b>						
Interest	(16,783)	(16,783)	0	(16,783)	0%	0%
<b>TOTAL</b>	<b>(16,783)</b>	<b>(16,783)</b>	<b>0</b>	<b>(16,783)</b>	<b>0%</b>	<b>0%</b>
<b>TOTAL EXPENDITURE</b>	<b>298,289</b>	<b>298,289</b>	<b>79,702</b>	<b>218,587</b>	<b>27%</b>	<b>27%</b>

**EASTERN PLAINS DRAINAGE DISTRICT WORK AREAS and PUMP LOCATIONS**

