

**DISTRIBUTION:**

**Committee Members:**

His Worship the Mayor  
R P Hunter  
K R Caddy  
K J Reid  
P Schouten  
R Webster  
A Green  
T Nicholson  
B Conroy

**Council Rep:**

P Buckthought

**Councillors:**

J H Thorp  
D H Swales

**Staff**

S De Laborde  
B Stephens  
A de Laborde  
Council Secretary



**A G E N D A**  
**EASTERN PLAINS DRAINAGE**  
**DISTRICT COMMITTEE**

**DATE:** Thursday, 30 November 2017

**TIME:** 1.30pm

**VENUE:** Council Office  
William Street  
PAEROA

**MEMBERS:**

R P Hunter (Chairperson)

K R Caddy  
K J Reid  
P Schouten  
R Webster  
A Green  
T Nicholson  
B Conroy  
P Buckthought  
J P Tregidga (Mayor)

**Delegations: Eastern Plains Drainage Committee (EPDD)**

Membership	<p>Advisory Committee consisting of one Councillor (with an alternate) and representation as scheduled from each of the following Drainage Areas with the Drainage District:</p> <ul style="list-style-type: none"><li>■ A representative (or alternative) of Kopuarahi/Orongo</li><li>■ A representative (or alternative) of Horahia</li><li>■ Two representatives (or alternative) of Wharepoa</li><li>■ Two representatives (or alternatives) of Awaiti</li><li>■ Two representatives (or alternatives) of Netherton</li></ul>
Meeting frequency	<p>The last Thursday in each month bi-monthly commencing at 1.30pm</p>

The Council delegates to the Drainage Committee the following powers, duties and responsibilities:

- To make recommendations to the Council on all matters relating to Land Drainage within their District.
- The Eastern Plains Drainage Committees can also make recommendations to Council on urban stormwater matters within their district.
- To make recommendations on Council's operational and capital estimates for Council's Draft Long Term Plan and Draft Annual Plans.
- To provide input to Land Drainage asset planning matters and Land Drainage rating reviews in their respective areas.
- To generally oversee and monitor the Council's annual work programmes within the nominated areas; and to assist as necessary or as appropriate in the implementation of approved programmes.
- To facilitate the flow of information between ratepayers and staff.



---

## EASTERN PLAINS DRAINAGE DISTRICT COMMITTEE AGENDA

---

Thursday, 30 November 2017 – 1.30pm Council Office, William Street, Paeroa

---

### In attendance:

Waikato Regional Council - update on activities, and preview of the coming season's major projects.

### Order of Business

### Pages

1. Apologies
2. Declarations of Late Items.
3. **Waikato Regional Council Presentation**
4. Confirmation of Minutes – 26-10-17 (2305078) **4**
5. Drainage Managers Report for August 2017 and Financial Report for the period 4 months 31 October 2017 (2306708) **7**
6. Members feedback on drainage matters in their areas.

## HAURAKI DISTRICT COUNCIL

### EASTERN PLAINS DRAINAGE DISTRICT

MINUTES OF A MEETING OF THE EASTERN PLAINS DRAINAGE DISTRICT COMMITTEE HELD IN THE COUNCIL CHAMBERS, WILLIAM STREET, PAEROA ON THURSDAY 26 OCTOBER 2017 COMMENCING AT 1.30PM

**PRESENT** Messrs K J Reid (Deputy Chairperson), K R Caddy, T Nicholson, A Green, P Schouten and Cr P Buckthought and Cr J H Thorp (alternate member)

**IN ATTENDANCE** S de Laborde ( Infrastructure Systems and Planning), Mr B Stephens (Drainage Overseer) and Ms C Black (Council Secretary)

#### **APOLOGIES**

#### **RESOLVED**

THAT the apology of R Hunter and R Webster be received and sustained.

EPDD17/18

Schouten/Caddy

**CARRIED**

#### **LATE ITEMS**

There were no late items.

#### **CONFIRMATION OF MINUTES**

MEETING HELD ON (31-08-17 (2277069))

#### **RESOLVED**

THAT the minutes of the meeting of the Western Plains Drainage District Committee held on Thursday 31 August 2017 be taken as read and confirmed.

EPDD17/19

Caddy/Green

**CARRIED**

#### **MATTERS ARISING FROM THE MINUTES**

There were no matters arising.

DRAINAGE REPORT – SEPTEMBER 2017 AND FINANCIAL REPORT FOR THE PERIOD 3 MONTHS TO 30 SEPTEMBER 2017 (2287641)

The Infrastructure Systems and Planning Manager and Drainage Overseer presented the Drainage Report for September 2017 and Financial Report for the 3 months to 30 September 2017.

#### **RESOLVED**

THAT the report be received.

EPDD17/20

Thorp/Caddy

**CARRIED**

### Chemical spraying

The Drainage Overseer advised that no drains have been sprayed to date. Spraying will commence in November when conditions have hopefully improved.

### Machine cleaning

4.4 km of drains have been machine cleaned in the year to date.

### Maintenance/Fencing/Culverts

Routine maintenance items have been undertaken.

### Pump operation

Regular inspection runs were undertaken in this period. Pump hours for September were 2129.

Approximately 40 man-hours were spent on screen cleaning in the period.

### Floodgates

Floodgate inspections were completed. No floodgates were required to be cleared.

### By-Law Approvals

Culvert: Buchanan's completed.

### Subdivisions Commented Upon

There were no subdivisions to report on.

### Rainfall

The Drainage Overseer presented the table and graphs of the Ngatea Monthly Rainfall depths since 1993. The rainfall total for September was 127 mm. The year to date total from July 1 was 356mm. Notable high rainfall has been experienced this year.

## CAPITAL WORKS

### Stop Bank Survey

Work on the Terraces stop banks will commence soon. The banks will be surveyed first with the drone to calculate the volume of material required. Farmers will be notified prior to commencement of this work.

Steve de Laborde spoke on the use of a drone that has been purchased by the Drainage department. He advised on the topping up of stop banks to be undertaken and explained in response to question from a member, that there is no need for resource consent to undertake this work as it is a permitted activity.

### Financial Report

Some members asked if income could be shown in the financial report.

In response, it was advised that rates are credited to the activity accounts at the end of the financial year. Arrears are covered by Council and not the drainage committees.

## **GENERAL**

### **Drainage Bylaw Review**

The Bylaw review will be undertaken in early 2018. Committee members were requested to consider the current bylaw and to provide input into the review.

The Council Secretary will email all district drainage members a link to the bylaw on the HDC website.

## **GENERAL BUSINESS**

### **Contaminant Spillage into Drains/Waterways**

The Drainage Overseer advised that HDC are responsible for cleaning up contaminant spills into drains. He spoke of a recent incident which occurred where diesel was spilled into a drain from a truck.

Staff will now be undertaking training in procedures for dealing with a contaminant spills. The person who has created the spill needs to be charged with the clean-up of the spill. The Regional Council have the expertise to undertake a clean-up following incidents such as this.

## **MEMBERS' COMMENTS ON DRAINAGE MATTERS CONCERNING THEIR AREAS**

Keven Caddy – weed growth is currently prolific.

Ted Nicholson – drains are working well.

Andrew Green – concurred with Keven Caddy's comment the weed growth has increased with the very wet conditions.

Phillip Buckthought - Reservoir Canal pump - severe issue with this (WRC) pump being out of action for 5 months during the wettest period causing serious ponding issues. Keven Caddy's pump has been utilised to remove water. Generally, vital pumps are working well.

The meeting closed at 2.15pm.

CONFIRMED

K Reid  
Deputy Chairperson

30 November 2017



# Report

**To:** Eastern Plains Drainage District Committee  
**From:** Infrastructure Systems and Planning Manager  
**Date:** Friday, 17 November 2017  
**File reference:** Document: M2306708  
**Meeting date:** Thursday, 30 November 2017  
**Subject:** **EPDD Drainage Activity Report October 2017**

## Recommendation:

THAT the report be received

This report covers the period to the end of October 2017.

## 1.0 OPERATIONS

### 1.1 Chemical spraying

No drains have been sprayed to date. Spraying will commence in November when conditions have (hopefully) improved.

### 1.2 Machine cleaning

5.2 km of drains have been machine cleaned in the year to date.

### 1.3 Maintenance/Fencing/Culverts

Replaced pipes at Buchanan's culvert in H drain. Cleared culverts in Boundary drain twice and Te Kauri No 1 drain.

### 1.4 Pump operation

Regular inspection runs were undertaken in this period. Pump hours for October were 924. The summary for the year to date is attached.

Approximately 40 man-hours were spent on screen cleaning in the period.

### 1.5 Floodgates

Routine inspections completed, no faults noted.

## 2.0 BY-LAW APPROVALS

Bylaw approvals were granted in the period as follows:

2.1 Culverts: Nil

2.2 Building Line Nil

### 3.0 **SUBDIVISIONS COMMENTED UPON**

Subdivisions commented on during the period were as follows:

Nil

### 4.0 **RAINFALL**

The table and graphs of the Ngatea Monthly Rainfall depths since 1993 is attached. The rainfall total for October was 117 mm.

The year to date total from July 1 is 473mm.

### 5.0 **CAPITAL WORKS**

#### 5.1 Stop bank survey

Work on the Terraces stop banks will commence soon. The banks will be surveyed first with the drone to calculate the volume of material required. Farmers will be notified prior to commencement.

### 6.0 **GENERAL**

#### 6.1 Drainage Bylaw Review

The Bylaw review will be undertaken in early 2018.

Committee members are requested to consider the current bylaw and to provide input into the review.

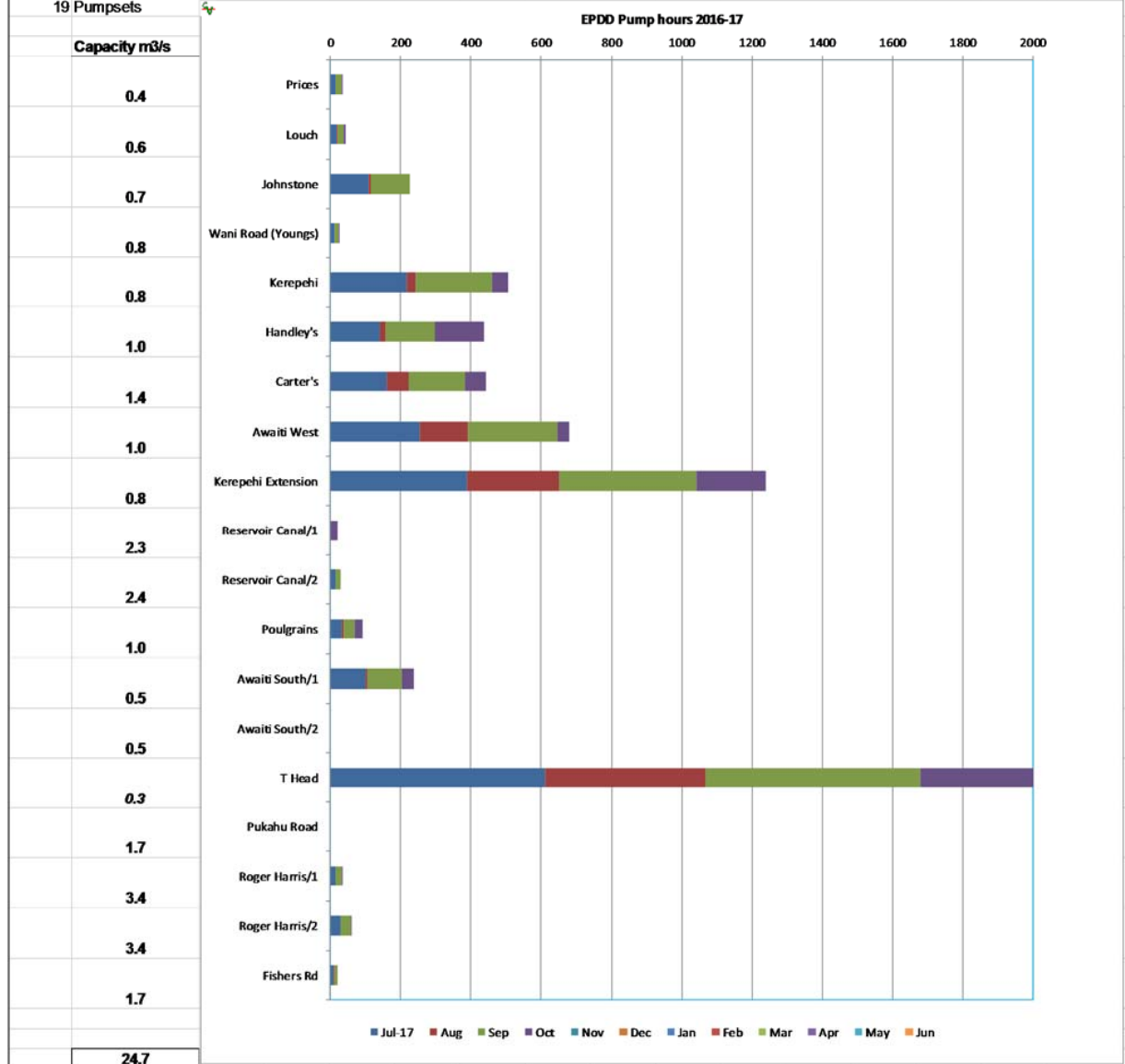
Steve de Laborde  
Infrastructure Systems and Planning Manager



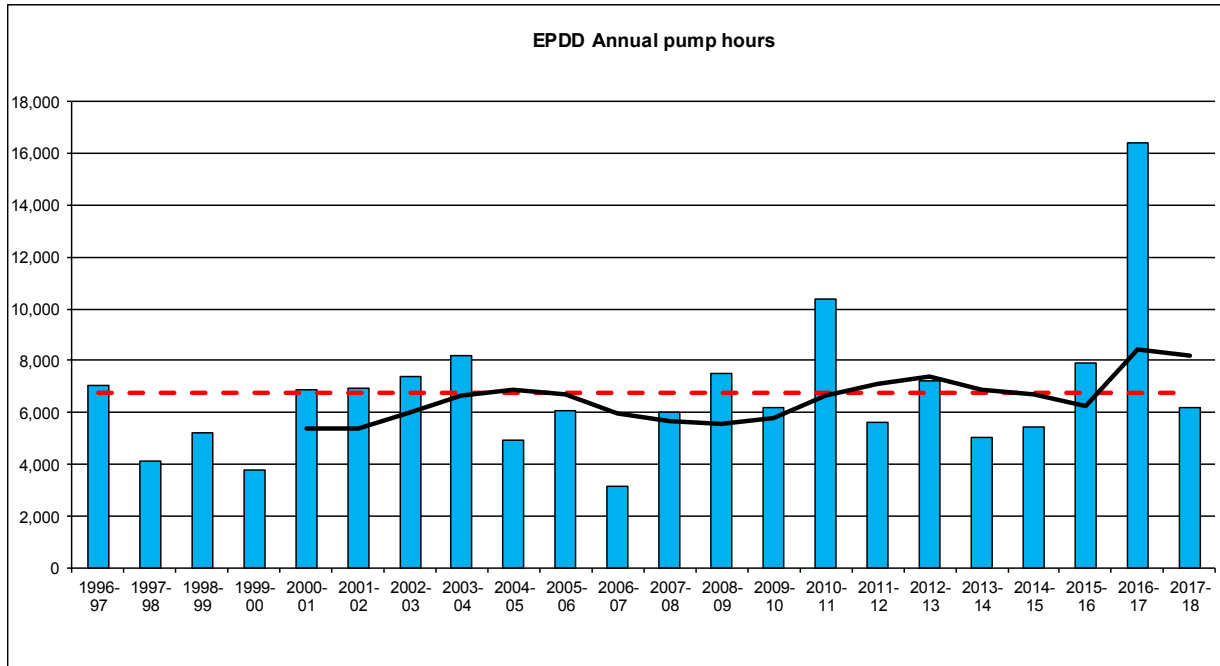
**EASTERN PLAINS DRAINAGE DISTRICT – PUMP RUNNING HOURS 2017-18**

Eastern Plains DD	Jul-17	Aug	Sep	Oct	Nov	Dec	Jan	Feb	Mar	Apr	May	Jun	Total	Average
No 1 Prices	16	0	16	1									33	46
No 2 Louch	19	1	19	3									42	86
No 3 Johnstone	110	6	110	0									226	299
No 4 Wani Road (Youngs)	11	0	11	5									27	261
No 10 Kerepehi	217	25	217	47									506	271
No 13 Handley's	141	16	141	139									437	454
No 14 Carter's	159	65	159	60									443	557
No 15 Awaiti West	254	139	254	34									681	639
No 16 Kerepehi Extension	390	262	390	198									1240	681
No 19 Reservoir Canal/1	0	0	0	20									20	340
Reservoir Canal/2	15	0	15	0									30	14
No 20 Poulgrains	32	5	32	24									93	128
No 28 Awaiti South/1	99	6	99	33									237	189
Awaiti South/2	0	0	0	0									0	181
No 32 T Head	611	457	611	357									2036	2368
No 53 Pukahu Road	0	0	0	0									0	28
No 55 Roger Harris/1	16	0	16	1									33	66
Roger Harris/2	29	0	29	2									60	92
No 61 Fishers Rd	10	1	10	0									21	37
<b>TOTAL</b>	<b>2129</b>	<b>983</b>	<b>2129</b>	<b>924</b>	<b>0</b>	<b>0</b>	<b>0</b>	<b>0</b>	<b>0</b>	<b>0</b>	<b>0</b>	<b>0</b>	<b>6165</b>	<b>6736</b>

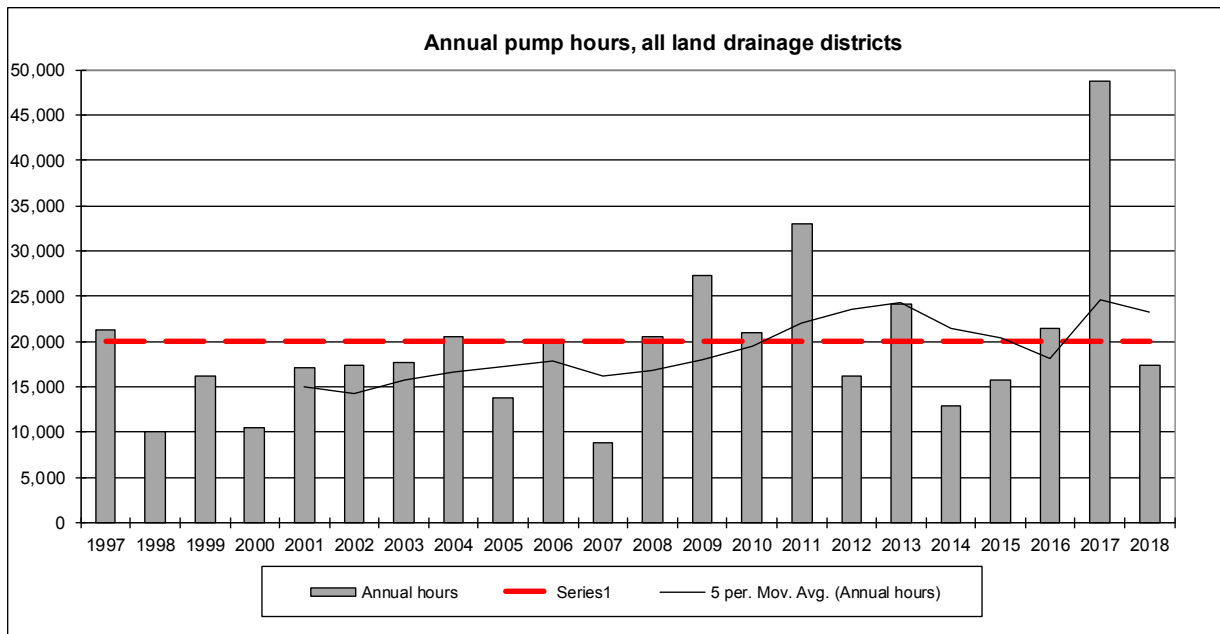
16 Stations  
19 Pumpsets  
92%



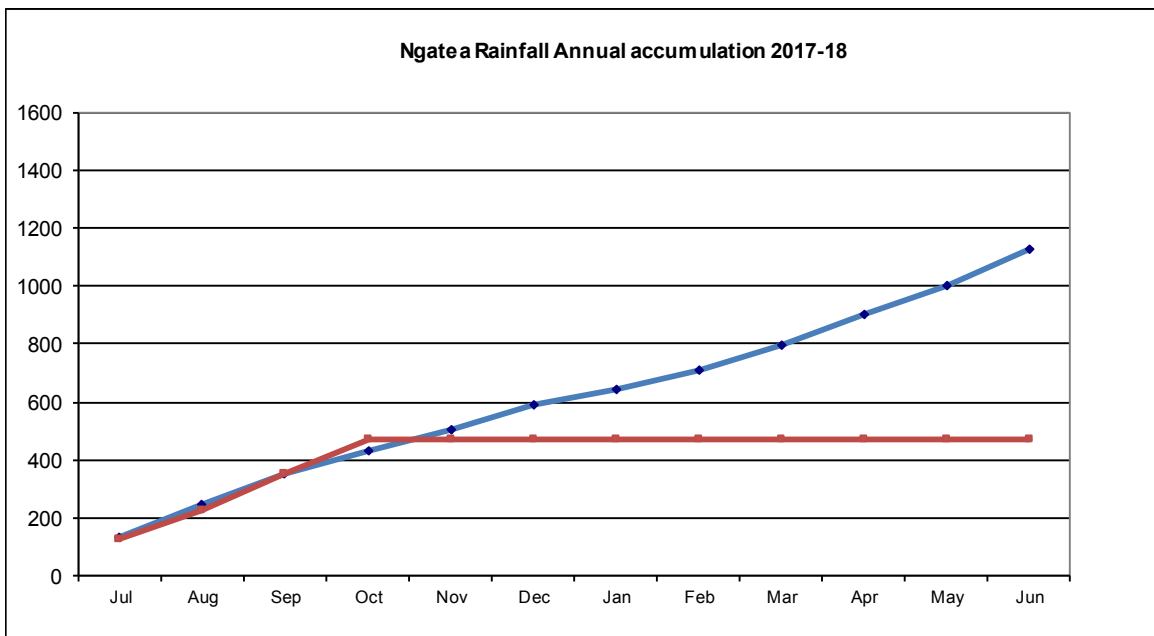
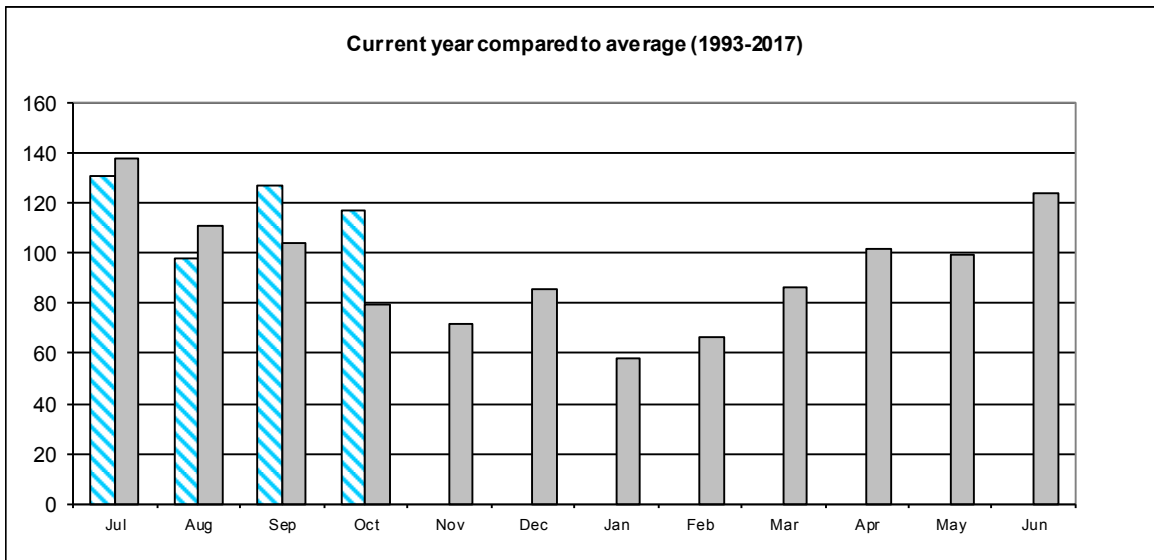
### EASTERN PLAINS DRAINAGE DISTRICT, ANNUAL PUMP RUNNING HOURS



### ANNUAL PUMP RUNNING HOURS, ALL DISTRICTS



<b>Ngatea Monthly Rainfall</b>													
Haywards Road (to 1999). HDC Depot (2000 on)													
Year	Jan	Feb	Mar	Apr	May	Jun	Jul	Aug	Sep	Oct	Nov	Dec	Totals
1993	36.0	28.5	95.0	50.0	123.0	181.5	8.0	111.0	58.0	37.0	100.0	28.5	857
1994	81.0	47.5	51.5	64.0	78.0	116.0	155.0	100.5	153.0	112.5	30.0	26.5	1016
1995	37.0	71.0	196.5	245.5	88.5	181.0	203.5	74.0	73.0	94.0	136.5	128.5	1529
1996	29.5	89.5	88.5	227.5	82.0	166.5	137.5	147.0	149.0	34.0	72.5	222.0	1446
1997	4.5	51.0	195.0	58.0	97.5	138.5	64.5	65.5	221.5	61.0	39.0	49.0	1045
1998	12.0	97.0	67.0	48.0	56.5	97.0	299.0	104.0	48.0	100.0	85.0	89.0	1103
1999	81.0	28.0	81.0	91.0	45.0	94.5	142.0	132.0	88.0	53.0	206.5	109.5	1152
2000	60.0	11.5	52.5	171.0	85.0	75.5	154.5	114.0	97.5	48.0	96.5	79.0	1045
2001	16.5	156.5	49.0	169.0	165.5	50.0	74.5	121.0	47.5	134.0	114.0	177.0	1275
2002	117.0	39.5	50.5	62.0	61.0	168.5	135.0	79.0	75.5	73.0	34.5	54.0	950
2003	110.0	105.0	102.0	134.0	73.0	124.5	101.5	58.5	155.0	107.0	36.5	111.5	1219
2004	98.5	230.0	11.5	21.0	175.5	106.5	120.5	112.0	119.0	80.0	56.0	130.5	1261
2005	30.5	32.0	32.5	7.0	147.5	118.0	152.5	59.0	87.0	145.5	65.5	107.0	984
2006	37.0	47.5	34.5	120.0	82.0	86.0	76.0	108.0	57.0	90.5	64.0	36.0	839
2007	56.0	27.0	146.0	45.0	41.0	92.0	281.0	95.0	68.5	76.0	40.0	53.0	1021
2008	2.0	35.0	40.5	146.5	71.0	152.5	253.0	166.0	52.0	94.0	47.0	61.0	1121
2009	59.0	120.0	30.0	72.0	91.0	150.0	124.0	91.0	85.0	119.0	35.0	81.0	1057
2010	63.0	4.0	13.0	44.0	139.0	230.5	90.0	229.0	146.0	18.0	28.0	62.0	1067
2011	270.0	9.0	172.0	85.0	101.0	110.0	127.0	57.0	74.0	76.0	15.0	157.0	1253
2012	63.0	82.0	130.0	39.0	111.0	52.0	179.0	130.0	85.0	69.0	71.0	64.0	1075
2013	2.0	17.0	23.0	128.0	162.0	117.0	48.0	122.0	133.0	41.0	104.0	96.0	993
2014	41.0	8.0	35.0	98.0	42.0	237.0	109.0	110.0	137.0	73.0	50.0	72.0	1012
2015	10.0	44.0	79.0	114.0	136.0	59.0	121.0	185.0	96.0	51.0	125.0	19.0	1039
2016	103.0	167.0	39.0	51.0	96.0	137.0	152.0	100.0	162.0	82.0	66.0	50.0	1205
2017	24.0	107.0	341.0	255.0	142.0	63.0	131.0	98.0	127.0	117.0			1405
2018													0
Ave.	58	66	86	102	100	124	138	111	104	79	72	86	1125
Max	270	230	341	255	176	237	299	229	222	146	207	222	1529
Min.	2	4	12	7	41	50	8	57	48	18	15	19	839



<b>Eastern Plains Drainage District</b>							
<b>Financial Report for 4 months to 31 October 2017</b>							
<b>Item</b>	<b>Total Budget</b>	<b>Budget YTD</b>	<b>Actual YTD</b>	<b>Variance</b>	<b>of YTD Budget</b>	<b>of Total Budget</b>	<b>Note</b>
<b>DRAINAGE OPERATIONS</b>							
<b>Vegetation Control</b>							
Area 1	13,800	4,600	0	4,600	0%	0%	
Area 2	11,200	3,733	34	3,700	1%	0%	
Area 3	17,300	5,767	5,034	733	87%	29%	
Area 4	16,400	5,467	0	5,467	0%	0%	
Area 5	10,799	3,600	0	3,600	0%	0%	
<b>TOTAL</b>	<b>69,499</b>	<b>23,166</b>	<b>5,068</b>	<b>18,099</b>	<b>22%</b>	<b>7%</b>	
<b>Mechanical Cleaning</b>							
Area 1	10,000	3,333	0	3,333	0%	0%	
Area 2	11,600	3,867	5,000	(1,133)	129%	43%	
Area 3	4,000	1,333	300	1,033	23%	8%	
Area 4	35,399	11,800	1	11,799	0%	0%	
Area 5	11,200	3,733	4,513	(779)	121%	40%	
<b>TOTAL</b>	<b>72,199</b>	<b>24,066</b>	<b>9,814</b>	<b>14,253</b>	<b>41%</b>	<b>14%</b>	
<b>Maintenance/Fencing/Culverts</b>							
Area 1	680	227	1,124	(897)	496%	165%	
Area 2	680	227	100	127	44%	15%	
Area 3	680	227	50	177	22%	7%	
Area 4	680	227	0	227	0%	0%	
Area 5	680	227	780	(553)	344%	115%	
<b>TOTAL</b>	<b>3,400</b>	<b>1,133</b>	<b>2,053</b>	<b>(920)</b>	<b>181%</b>	<b>60%</b>	
<b>TOTAL DRAIN MAINTENANCE</b>	<b>145,098</b>	<b>48,366</b>	<b>16,934</b>	<b>31,432</b>	<b>35%</b>	<b>12%</b>	
<b>Pumps</b>							
General	10,313	3,438	8,332	(4,894)	242%	81%	
EPDD Pumps	54,100	18,033	353	17,681	2%	1%	
<b>TOTAL</b>	<b>64,413</b>	<b>21,471</b>	<b>8,685</b>	<b>12,786</b>	<b>40%</b>	<b>13%</b>	
<b>Floodgates</b>							
Floodgates	4,758	1,586	712	874	45%	15%	
<b>TOTAL</b>	<b>4,758</b>	<b>1,586</b>	<b>712</b>	<b>874</b>	<b>45%</b>	<b>15%</b>	
<b>Stopbanks</b>							
Tributary Banks	0	0	0	0			
<b>TOTAL</b>	<b>0</b>	<b>0</b>	<b>0</b>	<b>0</b>			

Item	Total Budget	Budget YTD	Actual YTD	Variance	Actual % of YTD Budget	Actual % of Total Budget
<b>Other</b>						
Weather Events	2,100	700	0	700	0%	0%
Asset Liaison	3,498	1,166	1,298	(132)	111%	37%
Consent Monitoring	0	0	0	0		
Data Collection	0	0	0	0		
Data Maintenance	3,000	1,000	1,113	(113)	111%	37%
Drain Inspection	4,500	1,500	1,475	25	98%	33%
Pump Operation	0	0	0	0		
Rates	0	0	0	0		
Meeting Expenses	2,700	900	715	185	79%	26%
Insurance	500	167	0	167	0%	0%
<b>TOTAL</b>	<b>16,298</b>	<b>5,433</b>	<b>4,601</b>	<b>832</b>	<b>85%</b>	<b>28%</b>
<b>TOTAL OPERATING</b>	<b>230,567</b>	<b>76,856</b>	<b>30,932</b>	<b>45,924</b>	<b>40%</b>	<b>13%</b>
<b>Overheads</b>						
Overheads	58,609	19,536	19,536	0	100%	33%
<b>TOTAL</b>	<b>58,609</b>	<b>19,536</b>	<b>19,536</b>	<b>0</b>	<b>100%</b>	<b>33%</b>
<b>Depreciation</b>						
Depreciation	25,896	5,068	5,068	0	100%	20%
<b>TOTAL</b>	<b>25,896</b>	<b>5,068</b>	<b>5,068</b>	<b>0</b>	<b>100%</b>	<b>20%</b>
<b>Interest</b>						
Interest	(16,783)	(1,793)	(1,793)	0	100%	11%
<b>TOTAL</b>	<b>(16,783)</b>	<b>(1,793)</b>	<b>(1,793)</b>	<b>0</b>	<b>100%</b>	<b>11%</b>
<b>TOTAL EXPENDITURE</b>	<b>298,289</b>	<b>99,667</b>	<b>53,743</b>	<b>45,924</b>	<b>54%</b>	<b>18%</b>

**EASTERN PLAINS DRAINAGE DISTRICT WORK AREAS and PUMP LOCATIONS**

