



AGENDA

EASTERN PLAINS DRAINAGE DISTRICT COMMITTEE MEETING

Thursday, 02 August 2018, 1.30pm
in the Council Chambers, Ngatea Service Centre
Orchard West Road, Ngatea



Membership

Committee Members:

His Worship the Mayor
R P Hunter
K R Caddy
K J Reid
P Schouten
R Webster
A Green
T Nicholson
B Conroy

Council Rep:

P Buckthought

Councillors:

J H Thorp
D H Swales

Staff:

S De Laborde
B Stephens
A de Laborde
Council Secretary

WRC Staff:

A Munro
K Growden
K Botting
I Sara

Delegations: Eastern Plains Drainage Committee (EPDD)

Membership	<p>Advisory Committee consisting of one Councillor (with an alternate) and representation as scheduled from each of the following Drainage Areas with the Drainage District:</p> <ul style="list-style-type: none">■ A representative (or alternative) of Kopuarahi/Orongo■ A representative (or alternative) of Horahia■ Two representatives (or alternative) of Wharepoa■ Two representatives (or alternatives) of Awaiti■ Two representatives (or alternatives) of Netherton
Meeting frequency	The last Thursday in each month bi-monthly commencing at 1.30pm

The Council delegates to the Drainage Committee the following powers, duties and responsibilities:

- To make recommendations to the Council on all matters relating to Land Drainage within their District.
- The Eastern Plains Drainage Committees can also make recommendations to Council on urban stormwater matters within their district.
- To make recommendations on Council's operational and capital estimates for Council's Draft Long Term Plan and Draft Annual Plans.
- To provide input to Land Drainage asset planning matters and Land Drainage rating reviews in their respective areas.
- To generally oversee and monitor the Council's annual work programmes within the nominated areas; and to assist as necessary or as appropriate in the implementation of approved programmes.
- To facilitate the flow of information between ratepayers and staff.



EASTERN PLAINS DRAINAGE DISTRICT COMMITTEE

AGENDA

Date: Thursday, 02 August 2018 – 1.30pm

Venue: Ngatea Service Centre, 84 Orchard Road West, Ngatea

Order of Business

Pages

1. Apologies
2. Declarations of Late Items.
3. Confirmation of Eastern Plains Drainage District Committee Minutes (26-06-18) (2409897) **5**
4. Drainage Activity Report for June 2018 and Financial Report for the Period 12 months to 30 June 2018 (2413697) **9**
5. Member's feedback on drainage matters in their areas.

HAURAKI DISTRICT COUNCIL

EASTERN PLAINS DRAINAGE DISTRICT COMMITTEE

MINUTES OF A MEETING OF THE EASTERN PLAINS DRAINAGE DISTRICT COMMITTEE HELD IN THE COUNCIL CHAMBERS, NGATEA SERVICE CENTRE, NGATEA ON THURSDAY 28 JUNE 2018 COMMENCING AT 1.30PM

PRESENT Messrs R Hunter (Chairperson), K J Reid, K R Caddy, T Nicholson, A Green, P Schouten, R Webster and Cr P Buckthought

IN ATTENDANCE Mr Adam Munro (WRC Manager | Hauraki/Coromandel, Integrated Catchment Management), Mr K Growden (WRC Team Leader | Hauraki/Coromandel, Integrated Catchment Management), S de Laborde (Manager, Infrastructure Systems and Planning), Mr B Stephens (Drainage Overseer) and Ms D Bezuidenhout (Acting Council Secretary)

APOLOGIES

RESOLVED

THAT the apology of B Conroy be received and sustained.

EPDD18/12

Reid/Caddy

CARRIED

LATE ITEMS

There were no late items.

CONFIRMATION OF MINUTES

MEETING HELD ON THURSDAY, 27 APRIL 2018 (2384733)

RESOLVED

THAT the minutes of the meeting of the Eastern Plains Drainage District Committee held on Thursday, 27 April 2018 be taken as read and confirmed.

EPDD18/13

Buckthought/Reid

CARRIED

DRAINAGE REPORT – APRIL AND MAY 2018 AND FINANCIAL REPORT FOR THE PERIOD 11 MONTHS TO 31 MAY 2018 (2399862)

The Manager, Infrastructure Systems and Planning presented the drainage report and financial report on the operations of the Eastern Plains Drainage District Committee for the 11 months to 31 May 2018.

RESOLVED

THAT the report be received.

EPDD18/14

Reid/Schouten

CARRIED

GENERAL BUSINESSRelocation of Ngataipua Road West Side Drain

The Ngataipua Road side drain to be relocated approx. 120 metres to the west. This was discussed in 2016 and was to be put to WRC if they would like to dig the drain for stop bank topping up and then the Eastern Plains Drainage District Committee takes the new drain over at no cost to the Drainage Committee.

RESOLVED

THAT the Eastern Plains Drainage District Committee reinvestigates redirecting the Ngataipua Road West side drain away from under roadside power poles.

EPDD18/15

Green/Nicholson

CARRIEDWaikato Regional Council Update

Adam Munro provided an overview of WRC works programme and progress on projects. WRC wish to promote better transparency and open dialogue between all parties. Feedback from WRC to the committee is to happen through Adam and Kenny.

A new pump system telemetry is being looked at. Kenny explained how this modern and factual system will assist with sorting issues in real time. Technology seems to be a game changer for HDC, farmers and WRC. The system will only be accessed by appointed persons.

Requested that Steve and Kenny to meet to work through how everything in general is going and work on a drainage plan.

Tee Pump - Letter from Buchannan

What is the timeframe on this report? Will it be completed prior to the next meeting?

Stream Mouth Openings

What method will be used and how much will be done? Under the RMA it is a permitted activity and will be done at low tide.

- The navigation canal will be dredged 30m x 1m deep and will impact slightly on the Piako river flow.
- Borrough pits to be redone.
- Foreshore baling and silage – erosion control

Campbell's Progress

Referred to Manager's report for an update on progress.

Kenny Growden and Adam Munro of WRC provided an overview of their works programme and progress on projects.

Steve and Kenny to meet to work through how everything in general is going and work on a drainage plan.

Better communication with all parties is required and all feedback from WRC to the committee will come through Adam and Kenny.

Machine Cleaning

Operational agreement between HDC and WRC. Machine cleaning provided better results. Steve de Laborde advised that the budget determines the priority of how often certain drains are done.

It was suggested that the budget for machine cleaning be increased to maintain the same level of service. For the past 10 years the Drainage Committee have had the same budget. Steve highlighted that there is a new budget and advised where the funding is allocated. Any additional funding to be recommended in annual plan.

River Road – Eastern Side (Piako)

AECOM consulting are doing a review on the future of the stop bank. An options report is due the following week and will be shared with the Committee.

Members Comments:

Kevin Caddy - all is going reasonably well. Desilting made a huge difference and we are monitoring silt levels. Good work on the stop bank – it is appreciated.

Ted Nicholson - Silted roadside drains and vegetation needs some work.

Richard Webster – Is the Drainage Committee paying for Campbell's? Steve responded that it is only operational maintenance. Money spent is negligible as there have been a lot of discussion around this.

Andrew Green - Bush Road drain clean is looking good – appreciated. Culvert at Pipiroa collapsed, is there any progress?

Realignment of Prices Drain

Due to various parts of the Prices drain being piped over the years within the property situated at 5377 State Highway 2, Ngatea, it has now become a restriction that Council has allowed.

The solution would be to divert the drain around the property, however, this would require digging a new drain across land owned by NZTA. A letter is therefore required to be sent to NZTA requesting permission to do so.

RESOLVED

THAT the Committee chair recommends to staff that a letter be sent to NZTA requesting permission to realign the drain over a portion of their land.

EPDD18/16

Hunter/Buckthought

CARRIED

Weir Reinstatement (Annexure A) - Discussion

A community meeting was suggested but communication is key, perhaps better to consider an individual approach.

The Drainage Overseer explained the technical issues if the weir were to be raised by 100mm.

Roger Hunter was not in favour of this happening and he noted that 4 ratepayers in the area were not happy. The problem is causing issue further up from the weir.

Steve de Laborde will speak with HDC – Chief Executive Langley Cavers about this issue.

The meeting closed at 3.10pm.

CONFIRMED

R Hunter
Chairperson

02 August 2018



Information Report

To: Eastern Plains Drainage District Committee
From: Infrastructure Systems and Planning Manager
Date: Thursday, 26 July 2018
File reference: Document: 2405469
Meeting date: Thursday, 2 August 2018
Subject: **EPDD Drainage Activity Report June 2018**

Recommendation:

THAT the report be received.

This report covers the month of June 2018.

1.0 **OPERATIONS**

1.1 Chemical spraying

No drains have been sprayed in June due to rainfall, the spraying programme has now been halted for the winter season. 281.1km were sprayed throughout the last financial year.

1.2 Machine cleaning

34.5 km of drains have been machine cleaned in the year to date.

1.3 Maintenance/Fencing/Culverts

Routine maintenance items have been undertaken.

1.4 Pump operation

Regular inspection runs were undertaken in this period. Pump hours for June were 2457.

Approximately 50 man-hours were spent on screen cleaning in the period.

1.5 Floodgates

Floodgate inspections were completed as required.

2.0 **BY-LAW APPROVALS**

Bylaw approvals were granted in the period as follows:

2.1 Culverts: Nil

2.2 Building Line Nil

3.0 SUBDIVISIONS COMMENTED UPON

Subdivisions commented on during the period were as follows:

Nil

4.0 RAINFALL

The table and graphs of the Ngatea Monthly Rainfall depths since 1993 is attached. The rainfall total for June was 175mm.

The year to date total from July 1 is 1302mm which is 118% of the average expected to the end of June.

5.0 CAPITAL WORKS

Capital works have halted now until the construction season starts again. In the coming months, July-September, preparations and programming will be made for the annual works program.

Campbell's Weir

After the last meeting, the Board was against raising the weir as requested, a paper was taken to Council for a final decision. The decision was NOT to raise it. That is the final issue on the matter.

6.0 GENERAL**6.1 Drainage Bylaw Review**

Committee members are requested to consider the current bylaw and to provide input into the review. A copy of the Drainage Bylaw will be available at the meeting for this purpose.

Steve de Laborde
Infrastructure Systems and Planning Manager

EASTERN PLAINS DRAINAGE DISTRICT – PUMP RUNNING HOURS 2017-18

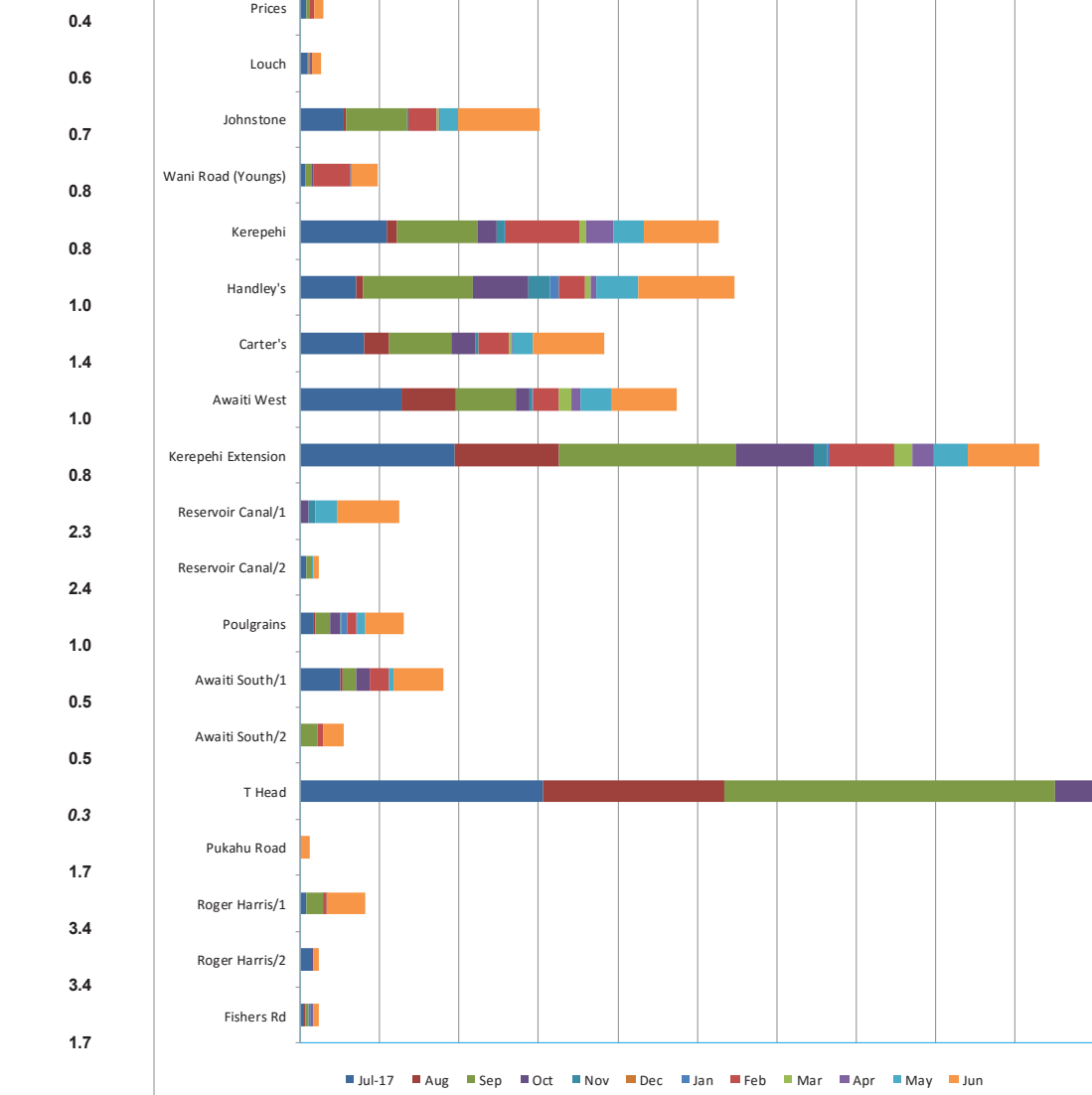
Eastern Plains DD		Jul-17	Aug	Sep	Oct	Nov	Dec	Jan	Feb	Mar	Apr	May	Jun	Total	Average
No 1	Prices	16	0	7	1	0	0	0	10	0	0	0	24	58	46
No 2	Louch	19	1	2	3	0	0	0	4	0	0	0	23	52	86
No 3	Johnstone	110	6	154	0	1	0	0	73	6	3	45	204	602	299
No 4	Wani Road (Young)	11	0	17	5	0	0	0	92	0	0	3	68	196	261
No 10	Kerepehi	217	25	205	47	19	0	3	186	19	68	77	189	1055	271
No 13	Handley's	141	16	278	139	54	0	24	65	13	16	104	244	1094	454
No 14	Carter's	159	65	155	60	11	0	0	75	6	4	51	180	766	557
No 15	Awaiti West	254	139	151	34	4	0	3	67	30	24	78	164	948	639
No 16	Kerepehi Extensior	390	262	444	198	35	0	6	161	47	53	86	181	1863	681
No 19	Reservoir Canal/1	0	0	0	20	18	0		0	0	0	55	156	249	340
	Reservoir Canal/2	15	0	15	0	0	0		0	0	0	1	14	45	14
No 20	Poulgrains	32	5	39	24	3	0	15	22	0	3	19	97	259	128
No 28	Awaiti South/1	99	6	36	33	0	0	0	50	0	0	11	125	360	189
	Awaiti South/2	0	0	42	0	0	0	0	17	0	0	0	50	109	181
No 32	T Head	611	457	835	357	181	0	188	382	155	104	400	589	4259	2368
No 53	Pukahu Road	0	0	0	0	0	0	0	1	0	0	0	23	24	28
No 55	Roger Harris/1	16	0	41	1	0	0	0	8	0	0	1	96	163	66
	Roger Harris/2	29	0	0	2	0	0	0	0	0	0	0	16	47	92
No 61	Fishers Rd	10	1	10	0	0	0	5	3	0	2	0	14	45	37
		2129	983	2431	924	326	0	244	1216	276	277	931	2457	12194	6736

16 Stations
19 Pumpsets

181%

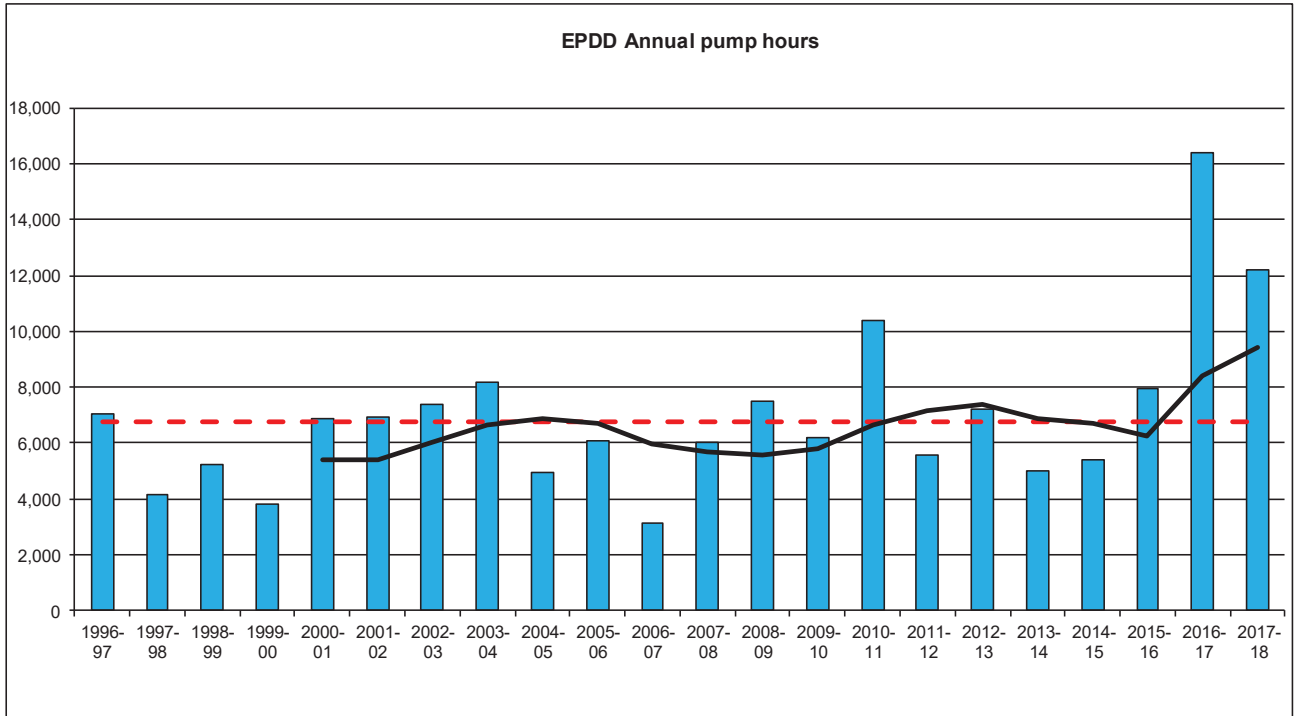
Capacity m3/s

EPDD Pump hours 2016-17

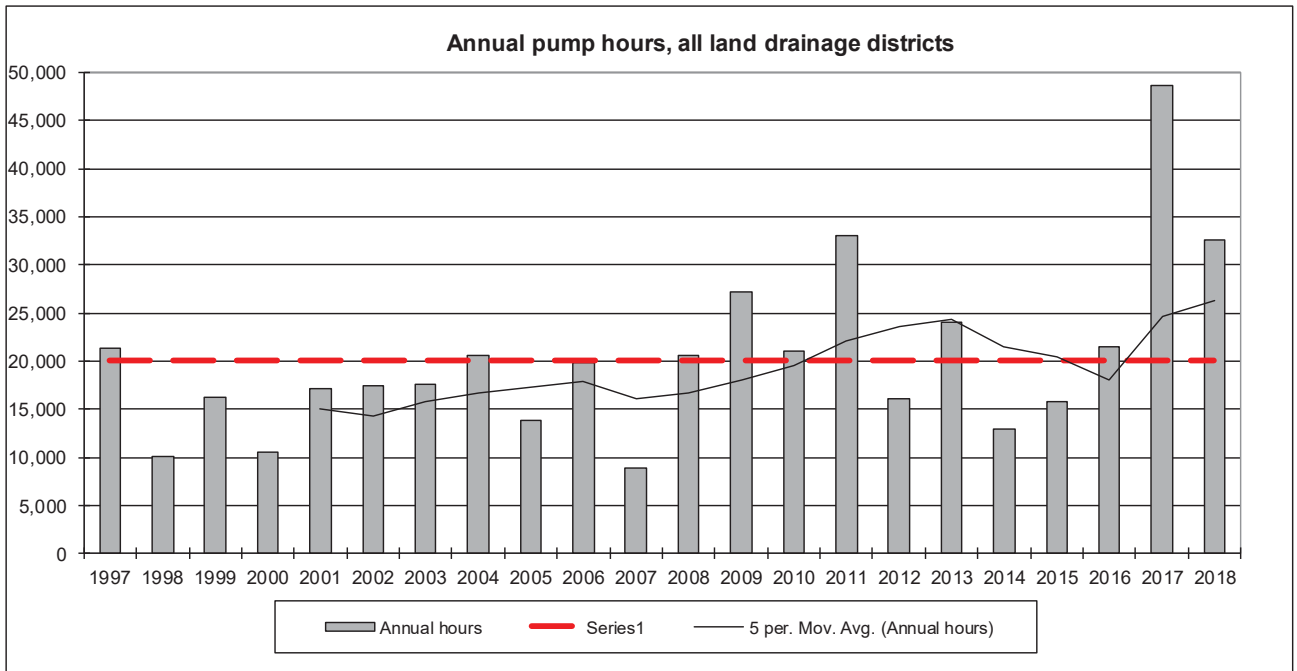


24.7

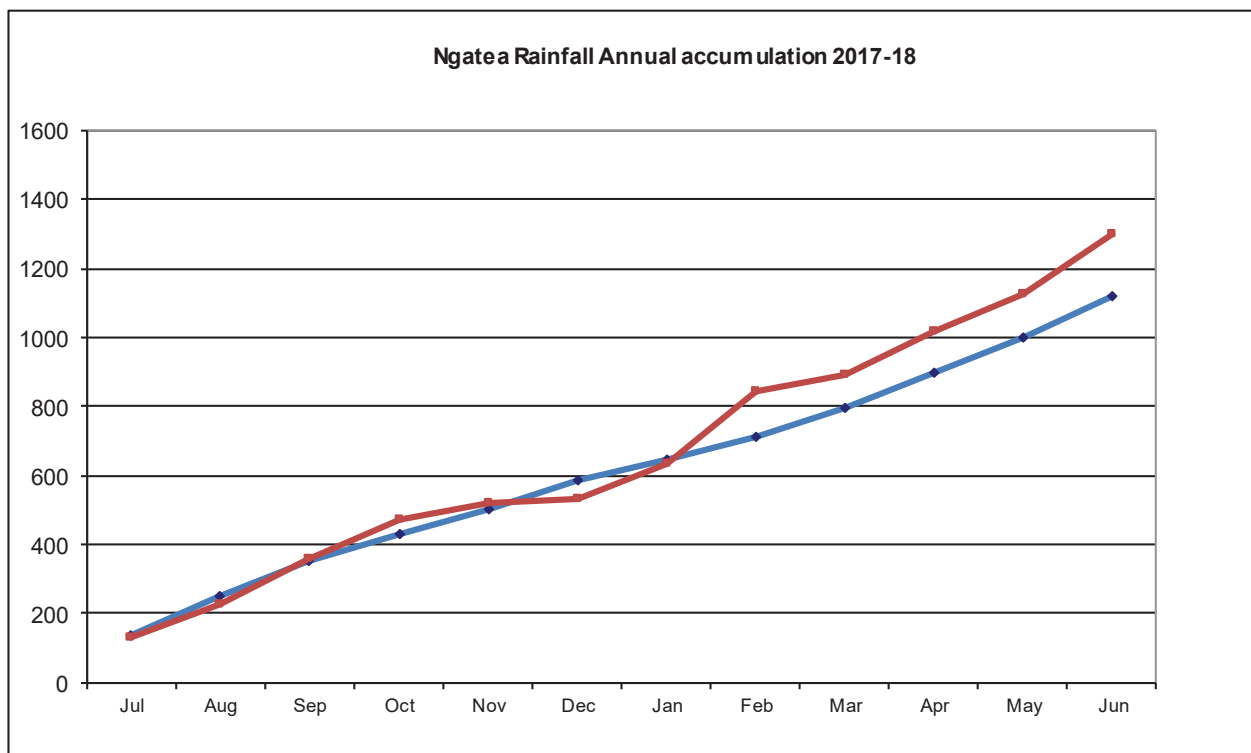
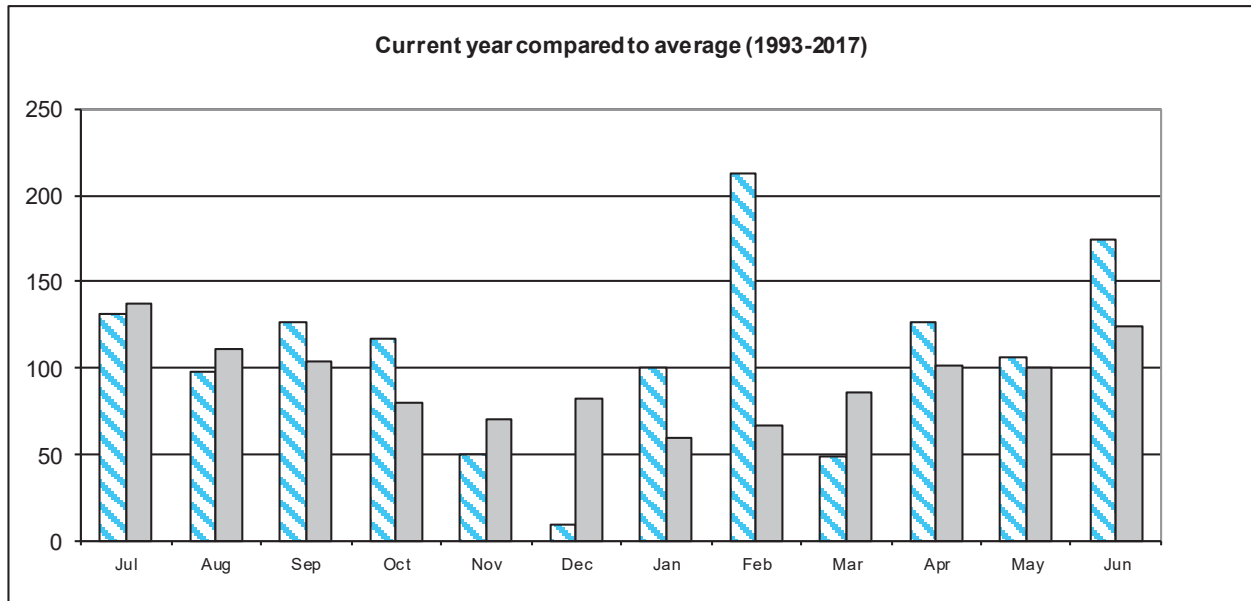
EASTERN PLAINS DRAINAGE DISTRICT, ANNUAL PUMP RUNNING HOURS



ANNUAL PUMP RUNNING HOURS, ALL DISTRICTS



Ngatea Monthly Rainfall													Haywards Road (to 1999). HDC Depot (2000 on)
Year	Jan	Feb	Mar	Apr	May	Jun	Jul	Aug	Sep	Oct	Nov	Dec	Totals
1993	36.0	28.5	95.0	50.0	123.0	181.5	8.0	111.0	58.0	37.0	100.0	28.5	857
1994	81.0	47.5	51.5	64.0	78.0	116.0	155.0	100.5	153.0	112.5	30.0	26.5	1016
1995	37.0	71.0	196.5	245.5	88.5	181.0	203.5	74.0	73.0	94.0	136.5	128.5	1529
1996	29.5	89.5	88.5	227.5	82.0	166.5	137.5	147.0	149.0	34.0	72.5	222.0	1446
1997	4.5	51.0	195.0	58.0	97.5	138.5	64.5	65.5	221.5	61.0	39.0	49.0	1045
1998	12.0	97.0	67.0	48.0	56.5	97.0	299.0	104.0	48.0	100.0	85.0	89.0	1103
1999	81.0	28.0	81.0	91.0	45.0	94.5	142.0	132.0	88.0	53.0	206.5	109.5	1152
2000	60.0	11.5	52.5	171.0	85.0	75.5	154.5	114.0	97.5	48.0	96.5	79.0	1045
2001	16.5	156.5	49.0	169.0	165.5	50.0	74.5	121.0	47.5	134.0	114.0	177.0	1275
2002	117.0	39.5	50.5	62.0	61.0	168.5	135.0	79.0	75.5	73.0	34.5	54.0	950
2003	110.0	105.0	102.0	134.0	73.0	124.5	101.5	58.5	155.0	107.0	36.5	111.5	1219
2004	98.5	230.0	11.5	21.0	175.5	106.5	120.5	112.0	119.0	80.0	56.0	130.5	1261
2005	30.5	32.0	32.5	7.0	147.5	118.0	152.5	59.0	87.0	145.5	65.5	107.0	984
2006	37.0	47.5	34.5	120.0	82.0	86.0	76.0	108.0	57.0	90.5	64.0	36.0	839
2007	56.0	27.0	146.0	45.0	41.0	92.0	281.0	95.0	68.5	76.0	40.0	53.0	1021
2008	2.0	35.0	40.5	146.5	71.0	152.5	253.0	166.0	52.0	94.0	47.0	61.0	1121
2009	59.0	120.0	30.0	72.0	91.0	150.0	124.0	91.0	85.0	119.0	35.0	81.0	1057
2010	63.0	4.0	13.0	44.0	139.0	230.5	90.0	229.0	146.0	18.0	28.0	62.0	1067
2011	270.0	9.0	172.0	85.0	101.0	110.0	127.0	57.0	74.0	76.0	15.0	157.0	1253
2012	63.0	82.0	130.0	39.0	111.0	52.0	179.0	130.0	85.0	69.0	71.0	64.0	1075
2013	2.0	17.0	23.0	128.0	162.0	117.0	48.0	122.0	133.0	41.0	104.0	96.0	993
2014	41.0	8.0	35.0	98.0	42.0	237.0	109.0	110.0	137.0	73.0	50.0	72.0	1012
2015	10.0	44.0	79.0	114.0	136.0	59.0	121.0	185.0	96.0	51.0	125.0	19.0	1039
2016	103.0	167.0	39.0	51.0	96.0	137.0	152.0	100.0	162.0	82.0	66.0	50.0	1205
2017	24.0	107.0	341.0	255.0	142.0	63.0	131.0	98.0	127.0	117.0	50.0	9.0	1464
2018	100.0	213.0	49.0	127.0	106.0	175.0							770
2019													0
Ave.	59	66	86	102	100	124	138	111	104	79	71	83	1123
Max	270	230	341	255	176	237	299	229	222	146	207	222	1529
Min.	2	4	12	7	41	50	8	57	48	18	15	9	839



Eastern Plains Drainage District						
Financial Report for 12 months to 30 June 2018						
Item	Total Budget	Budget YTD	Actual YTD	Variance	of YTD Budget	of Total Budget
DRAINAGE OPERATIONS						
Vegetation Control						
Area 1	13,800	13,800	11,973	1,827	87%	87%
Area 2	11,199	11,199	14,101	(2,902)	126%	126%
Area 3	17,299	17,299	16,702	597	97%	97%
Area 4	16,400	16,400	12,090	4,310	74%	74%
Area 5	10,799	10,799	11,746	(947)	109%	109%
TOTAL	69,497	69,497	66,612	2,885	96%	96%
Mechanical Cleaning						
Area 1	10,000	10,000	4,282	5,718	43%	43%
Area 2	11,600	11,600	7,677	3,923	66%	66%
Area 3	4,000	4,000	1,260	2,740	31%	31%
Area 4	35,399	35,399	45,483	(10,084)	128%	128%
Area 5	11,200	11,200	13,880	(2,680)	124%	124%
TOTAL	72,199	72,199	72,582	(383)	101%	101%
Maintenance/Fencing/Culverts						
Area 1	680	680	3,431	(2,751)	505%	505%
Area 2	680	680	100	580	15%	15%
Area 3	680	680	50	630	7%	7%
Area 4	680	680	110	570	16%	16%
Area 5	680	680	780	(100)	115%	115%
TOTAL	3,400	3,400	4,471	(1,071)	131%	131%
TOTAL DRAIN MAINTENANCE	145,096	145,096	143,664	1,432	99%	99%
Pumps						
General	10,313	10,313	24,043	(13,730)	233%	233%
EPDD Pumps	54,100	54,100	96,456	(42,356)	178%	178%
TOTAL	64,413	64,413	120,498	(56,085)	187%	187%
Floodgates						
Floodgates	4,758	4,758	1,299	3,459	27%	27%
TOTAL	4,758	4,758	1,299	3,459	27%	27%
Stopbanks						
Tributary Banks	0	0	0	0		
TOTAL	0	0	0	0		

Item	Total Budget	Budget YTD	Actual YTD	Variance	Actual % of YTD Budget	Actual % of Total Budget
Other						
Weather Events	2,100	2,100	0	2,100	0%	0%
Asset Liaison	3,498	3,498	3,393	105	97%	97%
Consent Monitoring	0	0	0	0		
Data Collection	0	0	6,390	(6,390)		
Data Maintenance	3,000	3,000	6,728	(3,728)	224%	224%
Drain Inspection	4,500	4,500	3,743	757	83%	83%
Pump Operation	0	0	0	0		
Rates	0	0	0	0		
Meeting Expenses	2,700	2,700	2,507	193	93%	93%
Insurance	500	500	1,224	(724)	245%	245%
TOTAL	16,298	16,298	23,985	(7,687)	147%	147%
TOTAL OPERATING	230,565	230,565	289,446	(58,881)	126%	126%
Overheads						
Overheads	58,608	58,608	58,609	(1)	100%	100%
TOTAL	58,608	58,608	58,609	(1)	100%	100%
Depreciation						
Depreciation	25,900	25,900	0	25,900	0%	0%
TOTAL	25,900	25,900	0	25,900	0%	0%
Interest						
Interest	(16,788)	(16,788)	(16,788)	0	100%	100%
TOTAL	(16,788)	(16,788)	(16,788)	0	100%	100%
TOTAL EXPENDITURE	298,285	298,285	331,267	(32,982)	111%	111%
Rates Funding - EPDD	(313,814)	(313,814)	(313,814)	0	100%	100%
Opening Balance as at 01/07/2017	(282,793)					

EASTERN PLAINS DRAINAGE DISTRICT WORK AREAS and PUMP LOCATIONS

