



AGENDA

EASTERN PLAINS DRAINAGE DISTRICT COMMITTEE MEETING

Thursday, 04 October 2018, 1.30pm
in the Council Chambers, William Street, Paeroa



Membership

Committee Members:

His Worship the Mayor
R P Hunter
K R Caddy
K J Reid
P Schouten
R Webster
A Green
T Nicholson
B Conroy

Council Rep:

P Buckthought

Councillors:

J H Thorp
D H Swales

Staff:

S De Laborde
B Stephens
A de Laborde
Council Secretary

WRC Staff:

A Munro
K Growden
K Botting
I Sara

Delegations: Eastern Plains Drainage Committee (EPDD)

Membership	<p>Advisory Committee consisting of one Councillor (with an alternate) and representation as scheduled from each of the following Drainage Areas with the Drainage District:</p> <ul style="list-style-type: none">■ A representative (or alternative) of Kopuarahi/Orongo■ A representative (or alternative) of Horahia■ Two representatives (or alternative) of Wharepoa■ Two representatives (or alternatives) of Awaiti■ Two representatives (or alternatives) of Netherton
Meeting frequency	The first Thursday in each month bi-monthly commencing at 1.30pm

The Council delegates to the Drainage Committee the following powers, duties and responsibilities:

- To make recommendations to the Council on all matters relating to Land Drainage within their District.
- The Eastern Plains Drainage Committees can also make recommendations to Council on urban stormwater matters within their district.
- To make recommendations on Council's operational and capital estimates for Council's Draft Long Term Plan and Draft Annual Plans.
- To provide input to Land Drainage asset planning matters and Land Drainage rating reviews in their respective areas.
- To generally oversee and monitor the Council's annual work programmes within the nominated areas; and to assist as necessary or as appropriate in the implementation of approved programmes.
- To facilitate the flow of information between ratepayers and staff.



EASTERN PLAINS DRAINAGE DISTRICT COMMITTEE AGENDA

Date: Thursday, 04 October 2018 – 1.30pm

Venue: Council Chambers, Council Office, William Street, Paeroa

<u>Order of Business</u>	Pages
1. Apologies	
2. Declarations of late items.	
3. Confirmation of Minutes – 02-08-18 (2468698)	5
4. Waikato Regional Council – Land Drainage Staff Report	
5. Drainage Activity Report for August 2018 and Financial Report for the period 2 months to 31 August 2018 (2466937)	8
6. Member’s feedback on drainage matters in their areas.	

HAURAKI DISTRICT COUNCIL

EASTERN PLAINS DRAINAGE DISTRICT COMMITTEE

MINUTES OF A MEETING OF THE EASTERN PLAINS DRAINAGE DISTRICT COMMITTEE HELD IN THE COUNCIL CHAMBERS, NGATEA SERVICE CENTRE, NGATEA ON THURSDAY 02 AUGUST 2018 COMMENCING AT 1.30PM

PRESENT Messrs R Webster (Chairperson), P Schouten and Cr P Buckthought

IN ATTENDANCE Cr J H Thorp (alternate), S de Laborde (Infrastructure and Planning Manager), Mr B Stephens (Drainage Overseer) and Ms C Black (Council Secretary)

APOLOGIES

RESOLVED

THAT the apology of R Hunter, K Reid, B Conroy and A Green be received and sustained.

EPDD18/17

Webster/Schouten

CARRIED

APPOINTMENT OF CHAIR

In the absence of the Chair, Roger Hunter and Deputy Chair, Kim Reid, an appointment of chair was required.

RESOLVED

THAT Richard Webster be appointed as chair of the meeting in the absence of the Chair and Deputy Chair.

EPDD18/18

Schouten/Buckthought

CARRIED

LATE ITEMS

There were no late items.

CONFIRMATION OF MINUTES

MEETING HLED ON THURSDAY, 28 JUNE 2018 (2409897)

RESOLVED

THAT the minutes of the meeting of the Eastern Plains Drainage District Committee held on Thursday 28 June 2018 be taken as read and confirmed.

EPDD18/19

Webster/Schouten

CARRIED

MATTERS ARISING FROM THE MINUTES

Campbell's Weir Reinstatement

It was advised that at the Council meeting of 25 July, it was agreed not to approve the raising of the weir located at the junction of Green and Campbell's drains by another 150mm for the reason that raising it will cause detrimental effect to other landowners, and that Council request WRC to increase the capacity of the pump to better match flows.

Mr Peter McGaffan has blocked the Campbell's drain but this is not affecting other farmers.

Kenny Growden spoke on the remedial action WRC will be taking to address the issue. Investigating the designing of a structure to stop water flow over the weir. Campbell's floodgate will be removed.

DRAINAGE REPORT – JUNE 2018 AND FINANCIAL REPORT FOR THE PERIOD 12 MONTHS TO 30 JUNE 2018 (2413697)

The Infrastructure Systems and Planning Manager presented the drainage report and financial report on the operations of the Eastern Plains Drainage District Committee for the 12 months to 30 June 2018.

RESOLVED

THAT drainage report and financial report on the operations of the Eastern Plains Drainage District Committee for the 12 months to 30 June 2018 be received.

EPDD18/20

Schouten/Buckthought

CARRIED

Each month Steve de Laborde advised he will be reporting on land drainage Non-Financial Performance Targets (NFPT's) which will also inform what work is currently being undertaken and related costs.

SPEAKING RIGHTS FOR WAIKATO REGIONAL COUNCIL (WRC) REPRESENTATIVES

The Chair requested that WRC representatives who attend the Eastern Plains Drainage District meetings be given formal speaking rights to address the Committee.

RESOLVED

THAT WRC representatives be given formal speaking rights at the Eastern Plains Drainage District Committee meetings.

EPDD18/21

Buckthought/Thorp

CARRIED

Tee Head Pump Station and Catchment

Kenny Growden reported on the Tee Head Pump station and catchment, indicating that a flap is required balance water flows.

RESOLVED

THAT the report be received.

EPDD18/22

Webster/Thorp

CARRIED

RESOLVED

THAT the Eastern Plains Drainage District Committee recommend to Council that the catchment divide (pipe flood flap) or similar, is reinstated to balance the drainage water flows to both pump stations as requested by the Waikato Regional Council.

EPDD18/23

Buckthought/Thorp

CARRIED

Updates on WRC Works Programme

- Pouarua pump station telemetry system improved – fault analysis being trialled
- Alexanders floodgate – have dropped the probes to improve drainage – farmers have indicated they are pleased with this action.

Kenny Growden advised that the updated Works programme will be available at the next meeting and future meetings.

Members Comments:

Peter Schouten – pumps are generally working well.

Richard Webster – large quantities of water are around at present which appears to be draining well.

The meeting closed at 2.20pm

CONFIRMED

R Webster
Chairperson

04 October 2018



Information Report

To: Eastern Plains Drainage District Committee
From: Infrastructure Systems and Planning Manager
Date: Thursday, 27 September 2018
File reference: Document: 2466937
Meeting date: Thursday, 4 October 2018
Subject: **EPDD Drainage Activity Report August 2018**

Recommendation:

THAT the report be received.

This report covers the period to the end of August 2018.

1.0 OPERATIONS

1.1 Chemical spraying

No drains have been sprayed in July or August due to rainfall, the spraying programme has now been halted for the winter season.

1.2 Machine cleaning

No drains have been machine cleaned in the year to date.

1.3 Maintenance/Fencing/Culverts

Routine maintenance items have been undertaken.

1.4 Pump operation

Regular inspection runs were undertaken in this period. Pump hours for July were 2023 and pump hours for August were 119.

Approximately 60 man-hours were spent on screen cleaning in July and 30 man-hours in August.

1.5 Floodgates

Floodgate inspections were completed as required. Roger Harris gate was cleared.

2.0 BY-LAW APPROVALS

Bylaw approvals were granted in the period as follows:

2.1 Culverts: Nil

2.2 Building Line Nil

3.0 **SUBDIVISIONS COMMENTED UPON**

Subdivisions commented on during the period were as follows:

Nil

4.0 **RAINFALL**

The table and graphs of the Ngatea Monthly Rainfall depths since 1993 is attached. The rainfall total for July was 116mm and for August was 119mm.

The year to date total from July 1st is 235mm which is 89% of the average expected to the end of August.

5.0 **CAPITAL WORKS**

Capital works this year consist of work on the four Terrace stopbanks. The table below shows the lengths and allocated budgets. Planning work has started for these projects.

Renewals - Land Drainage	Rating Area	Budget	Length (m)
EPDD Terraces SB - \$85k in total	EP	\$ 85,000	7,567
E1B01 - Miller L		\$ 10,417	927
E1B02 - Miller R		\$ 10,748	957
E2B01 - Sloane L		\$ 7,436	662
E2B02 - Sloane R		\$ 7,458	664
E2B03 - Johnstone L		\$ 19,574	1,743
E2B04 - Johnstone R		\$ 19,269	1,715
E3B01 - Price L		\$ 5,006	446
E3B02 - Price R		\$ 5,091	453

6.0 **GENERAL**

6.1 Drainage Bylaw Review

Committee members are requested to consider the current bylaw and to provide input into the review. A copy of the Drainage Bylaw will be available at the meeting for this purpose.

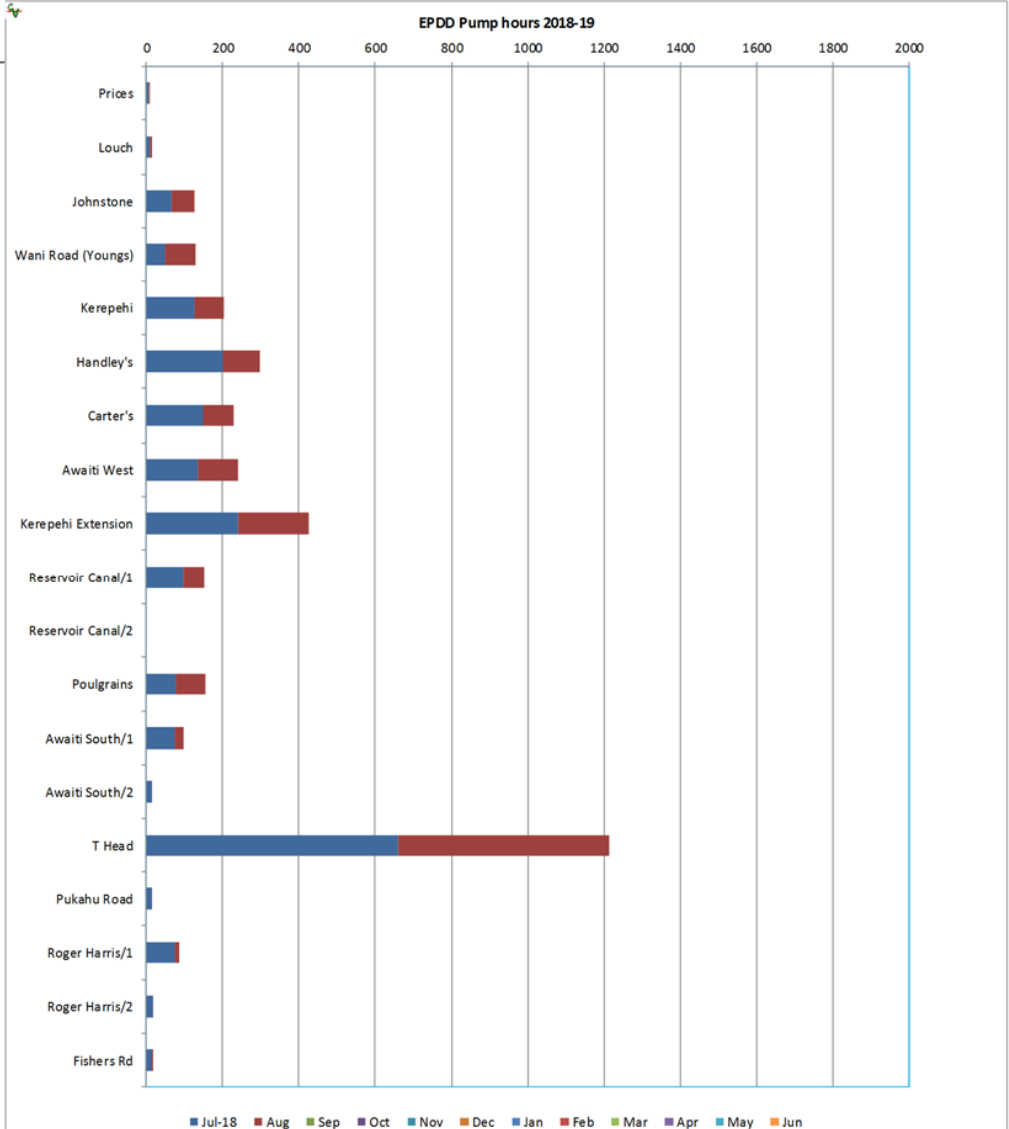
Steve de Laborde
Infrastructure Systems and Planning Manager

EASTERN PLAINS DRAINAGE DISTRICT – PUMP RUNNING HOURS 2017-18

Eastern Plains DD		Jul-18	Aug	Sep	Oct	Nov	Dec	Jan	Feb	Mar	Apr	May	Jun	Total	Average
No 1	Prices	7	2	0	0	0	0	0	0	0	0	0	0	9	45
No 2	Louch	10	4	0	0	0	0	0	0	0	0	0	0	14	81
No 3	Johnstone	66	59	0	0	0	0	0	0	0	0	0	0	125	305
No 4	Wani Road (Youngs)	48	82	0	0	0	0	0	0	0	0	0	0	130	253
No 10	Kerepehi	126	78	0	0	0	0	0	0	0	0	0	0	204	302
No 13	Handley's	201	97	0	0	0	0	0	0	0	0	0	0	298	475
No 14	Carter's	148	80	0	0	0	0	0	0	0	0	0	0	228	552
No 15	Awaiti West	134	106	0	0	0	0	0	0	0	0	0	0	240	635
No 16	Kerepehi Extension	239	186	0	0	0	0	0	0	0	0	0	0	425	721
No 19	Reservoir Canal/1	97	56	0	0	0	0	0	0	0	0	0	0	153	328
	Reservoir Canal/2	0	0	0	0	0	0	0	0	0	0	0	0	0	14
No 20	Poulgrains	77	77	0	0	0	0	0	0	0	0	0	0	154	135
No 28	Awaiti South/1	74	23	0	0	0	0	0	0	0	0	0	0	97	192
	Awaiti South/2	14	0	0	0	0	0	0	0	0	0	0	0	14	171
No 32	T Head	660	554	0	0	0	0	0	0	0	0	0	0	1214	2400
No 53	Pukahua Road	14	0	0	0	0	0	0	0	0	0	0	0	14	27
No 55	Roger Harris/1	75	12	0	0	0	0	0	0	0	0	0	0	87	71
	Roger Harris/2	19	0	0	0	0	0	0	0	0	0	0	0	19	87
No 61	Fishers Rd	14	3	0	0	0	0	0	0	0	0	0	0	17	37
		2023	1419	0	0	0	0	0	0	0	0	0	0	3442	6830

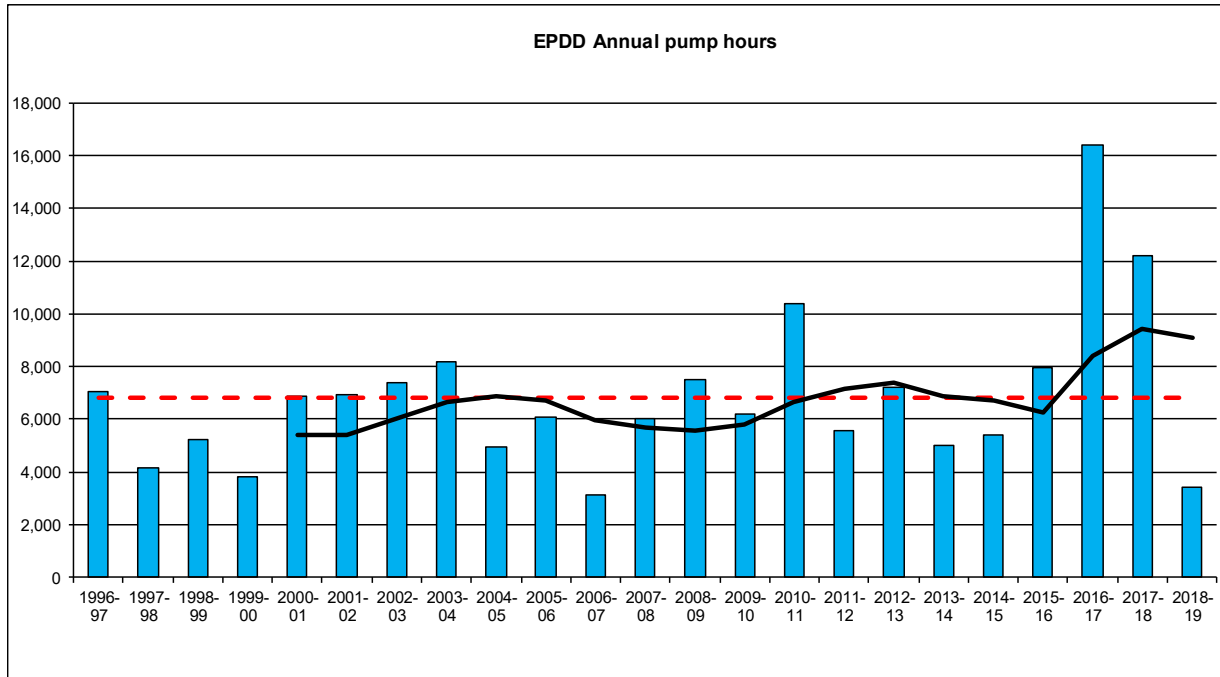
16 Stations
19 Pumpsets

Capacity m³/s

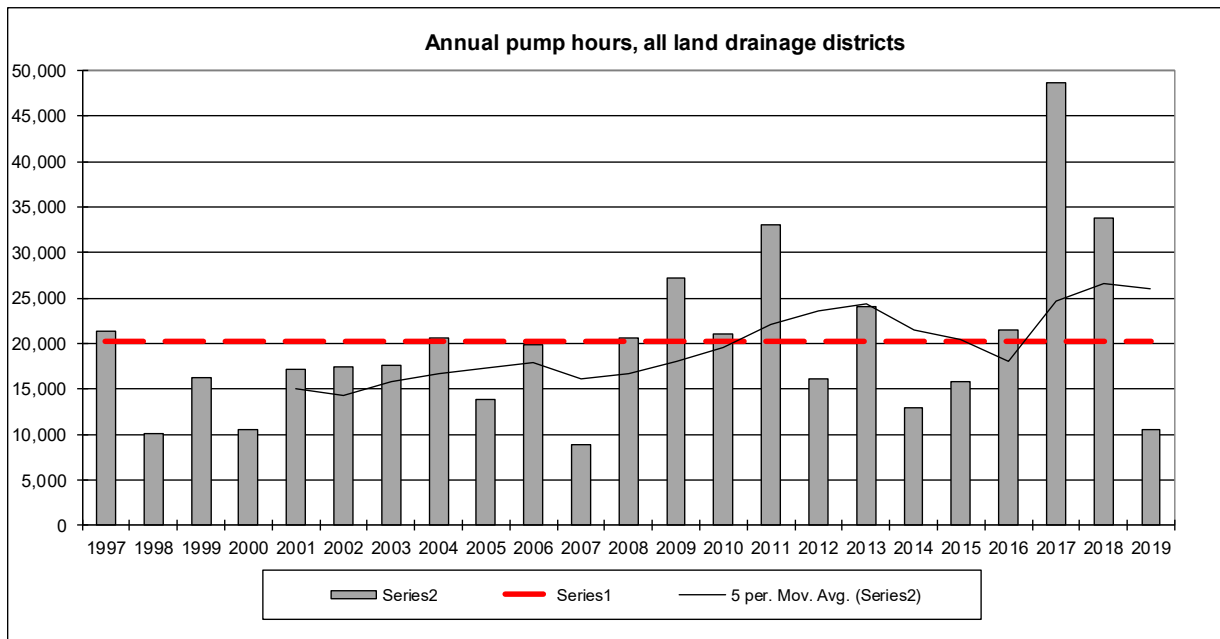


24.7

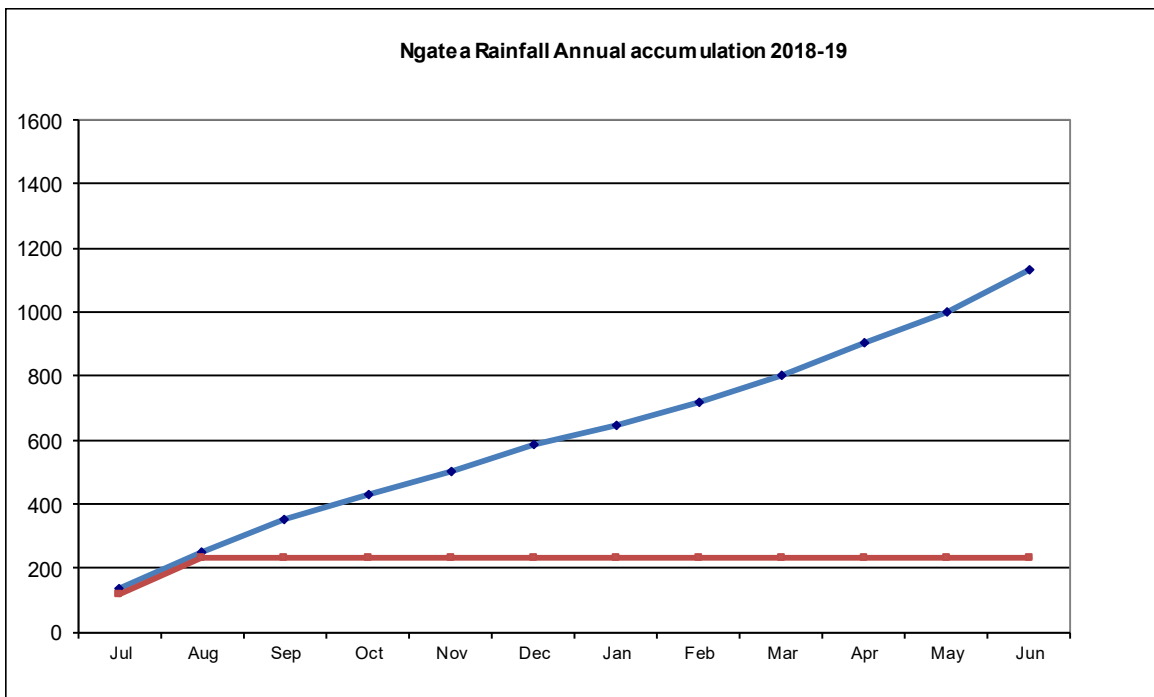
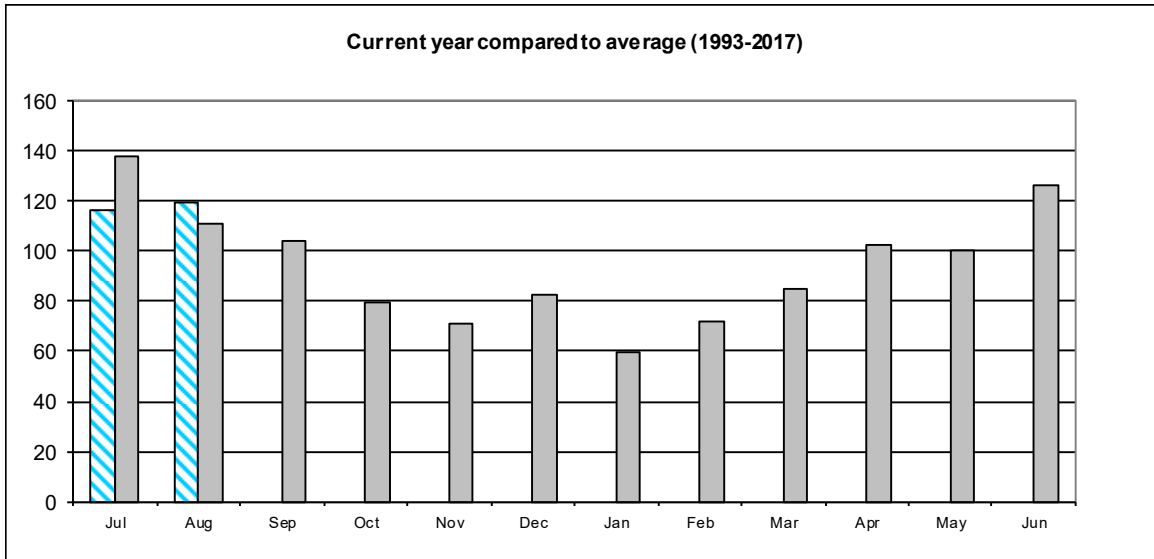
EASTERN PLAINS DRAINAGE DISTRICT, ANNUAL PUMP RUNNING HOURS



ANNUAL PUMP RUNNING HOURS, ALL DISTRICTS



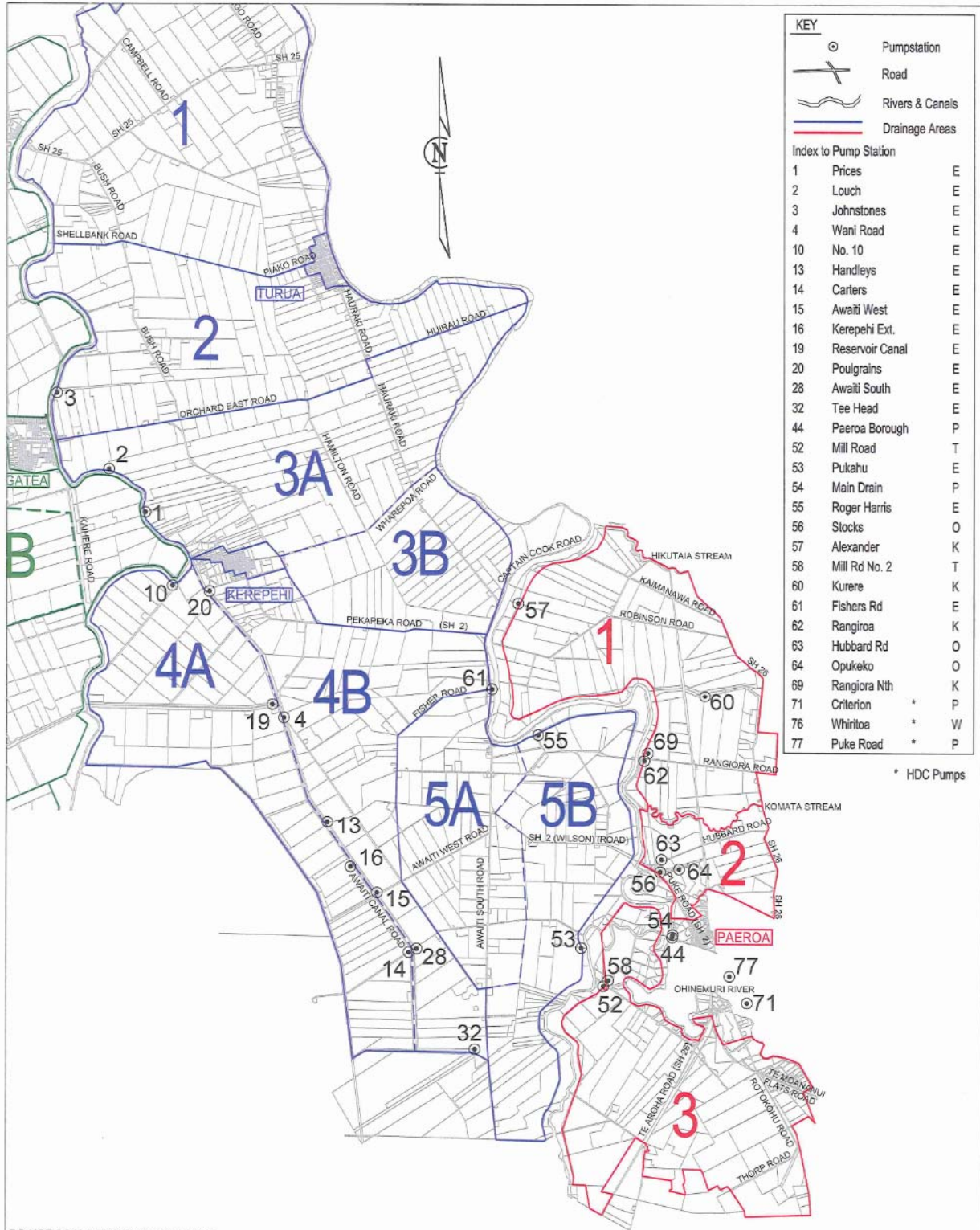
Ngatea Monthly Rainfall													
Haywards Road (to 1999). HDC Depot (2000 on)													
Year	Jan	Feb	Mar	Apr	May	Jun	Jul	Aug	Sep	Oct	Nov	Dec	Totals
1993	36.0	28.5	95.0	50.0	123.0	181.5	8.0	111.0	58.0	37.0	100.0	28.5	857
1994	81.0	47.5	51.5	64.0	78.0	116.0	155.0	100.5	153.0	112.5	30.0	26.5	1016
1995	37.0	71.0	196.5	245.5	88.5	181.0	203.5	74.0	73.0	94.0	136.5	128.5	1529
1996	29.5	89.5	88.5	227.5	82.0	166.5	137.5	147.0	149.0	34.0	72.5	222.0	1446
1997	4.5	51.0	195.0	58.0	97.5	138.5	64.5	65.5	221.5	61.0	39.0	49.0	1045
1998	12.0	97.0	67.0	48.0	56.5	97.0	299.0	104.0	48.0	100.0	85.0	89.0	1103
1999	81.0	28.0	81.0	91.0	45.0	94.5	142.0	132.0	88.0	53.0	206.5	109.5	1152
2000	60.0	11.5	52.5	171.0	85.0	75.5	154.5	114.0	97.5	48.0	96.5	79.0	1045
2001	16.5	156.5	49.0	169.0	165.5	50.0	74.5	121.0	47.5	134.0	114.0	177.0	1275
2002	117.0	39.5	50.5	62.0	61.0	168.5	135.0	79.0	75.5	73.0	34.5	54.0	950
2003	110.0	105.0	102.0	134.0	73.0	124.5	101.5	58.5	155.0	107.0	36.5	111.5	1219
2004	98.5	230.0	11.5	21.0	175.5	106.5	120.5	112.0	119.0	80.0	56.0	130.5	1261
2005	30.5	32.0	32.5	7.0	147.5	118.0	152.5	59.0	87.0	145.5	65.5	107.0	984
2006	37.0	47.5	34.5	120.0	82.0	86.0	76.0	108.0	57.0	90.5	64.0	36.0	839
2007	56.0	27.0	146.0	45.0	41.0	92.0	281.0	95.0	68.5	76.0	40.0	53.0	1021
2008	2.0	35.0	40.5	146.5	71.0	152.5	253.0	166.0	52.0	94.0	47.0	61.0	1121
2009	59.0	120.0	30.0	72.0	91.0	150.0	124.0	91.0	85.0	119.0	35.0	81.0	1057
2010	63.0	4.0	13.0	44.0	139.0	230.5	90.0	229.0	146.0	18.0	28.0	62.0	1067
2011	270.0	9.0	172.0	85.0	101.0	110.0	127.0	57.0	74.0	76.0	15.0	157.0	1253
2012	63.0	82.0	130.0	39.0	111.0	52.0	179.0	130.0	85.0	69.0	71.0	64.0	1075
2013	2.0	17.0	23.0	128.0	162.0	117.0	48.0	122.0	133.0	41.0	104.0	96.0	993
2014	41.0	8.0	35.0	98.0	42.0	237.0	109.0	110.0	137.0	73.0	50.0	72.0	1012
2015	10.0	44.0	79.0	114.0	136.0	59.0	121.0	185.0	96.0	51.0	125.0	19.0	1039
2016	103.0	167.0	39.0	51.0	96.0	137.0	152.0	100.0	162.0	82.0	66.0	50.0	1205
2017	24.0	107.0	341.0	255.0	142.0	63.0	131.0	98.0	127.0	117.0	50.0	9.0	1464
2018	100.0	213.0	49.0	127.0	106.0	175.0	116.0	119.0					1005
2019													0
Ave.	59	72	85	103	100	126	138	111	104	79	71	83	1130
Max	270	230	341	255	176	237	299	229	222	146	207	222	1529
Min.	2	4	12	7	41	50	8	57	48	18	15	9	839



Eastern Plains Drainage District						
Financial Report for 2 months to 31 August 2018						
Item	Total Budget	Budget YTD	Actual YTD	Variance	of YTD Budget	of Total Budget
DRAINAGE OPERATIONS						
Vegetation Control						
Area 1	13,800	2,300	0	2,300	0%	0%
Area 2	11,200	1,866	0	1,866	0%	0%
Area 3	17,300	2,882	0	2,882	0%	0%
Area 4	16,400	2,732	0	2,732	0%	0%
Area 5	10,800	1,800	0	1,800	0%	0%
TOTAL	69,500	11,580	0	11,580	0%	0%
Mechanical Cleaning						
Area 1	12,000	2,000	0	2,000	0%	0%
Area 2	12,800	2,132	0	2,132	0%	0%
Area 3	5,200	866	0	866	0%	0%
Area 4	40,000	6,666	0	6,666	0%	0%
Area 5	25,000	4,166	0	4,166	0%	0%
TOTAL	95,000	15,830	0	15,830	0%	0%
Maintenance/Fencing/Culverts						
Area 1	680	112	0	112	0%	0%
Area 2	680	112	0	112	0%	0%
Area 3	680	112	0	112	0%	0%
Area 4	680	112	0	112	0%	0%
Area 5	680	112	0	112	0%	0%
TOTAL	3,400	560	0	560	0%	0%
TOTAL DRAIN MAINTENANCE	167,900	27,970	0	27,970	0%	0%
Pumps						
General	10,314	0	0	0		0%
EPDD Pumps	54,100	0	0	0		0%
TOTAL	64,414	0	0	0		0%
Floodgates						
Floodgates	4,758	792	0	792	0%	0%
TOTAL	4,758	792	0	792	0%	0%
Stopbanks						
Tributary Banks	0	0	0	0		
TOTAL	0	0	0	0		

Item	Total Budget	Budget YTD	Actual YTD	Variance	Actual % of YTD Budget	Actual % of Total Budget
Other						
Weather Events	2,100	0	0	0		0%
Asset Liaison	3,498	0	0	0		0%
Consent Monitoring	0	0	0	0		
Data Collection	0	0	0	0		
Data Maintenance	3,000	0	0	0		0%
Drain Inspection	4,500	0	0	0		0%
Pump Operation	0	0	0	0		
Rates	0	0	0	0		
Meeting Expenses	2,700	0	0	0		0%
Insurance	500	0	0	0		0%
TOTAL	16,298	0	0	0		0%
TOTAL OPERATING	253,370	28,762	0	28,762	0%	0%
Overheads						
Overheads	73,065	0	0	0		0%
TOTAL	73,065	0	0	0		0%
Depreciation						
Depreciation	11,948	0	0	0		0%
TOTAL	11,948	0	0	0		0%
Interest						
Interest	(8,467)	(1,411)	(1,411)	0	100%	17%
TOTAL	(8,467)	(1,411)	(1,411)	0	100%	17%
TOTAL EXPENDITURE	329,916	27,351	(1,411)	28,762	-5%	0%
Rates Funding - EPDD	(313,814)	(52,302)	(52,302)	0	100%	17%
Opening Balance as at 01/07/2017	(282,793)					

EASTERN PLAINS DRAINAGE DISTRICT WORK AREAS and PUMP LOCATIONS



DO NOT SCALE FROM THIS DRAWING

TITLE HAURAKI DISTRICT COUNCIL PUMPSTATION LOCATION PLAN E.P.D.D / P.R.D.D / PAEROA URBAN	DRAWN BY LIZ AUSTIN	CHECKED	FILENAME G:\Drainage\HDC Drainage District Areas Rev 6	
	DESIGNED BY	FOLDER NO.	DATE 02 MAY 2014	SHEET 2 of 2
	APPROVED - ASSET MANAGER		PLAN NUMBER 22698/1	
	APPROVED - DISTRICT ENGINEER		SCALE (A4) NTS	



Copyright in this drawing is owned by The Hauraki District Council. Any unauthorised copying, modification or adaptation of the whole or a substantial part of this work in two or three dimensions is an infringement of copyright.