



A G E N D A

EASTERN PLAINS DRAINAGE DISTRICT COMMITTEE MEETING

Thursday, 07 February 2019, 1.30pm

in the Council Chambers, William Street, Paeroa



Membership

Committee Members:

His Worship the Mayor
R P Hunter
K R Caddy
K J Reid
P Schouten
R Webster
A Green
T Nicholson
B Conroy

Council Rep:

P Buckthought

Councillors:

J H Thorp
D H Swales

Staff:

S De Laborde
B Stephens
A de Laborde
Council Secretary

WRC Staff:

A Munro
K Growden
K Botting
I Sara

Delegations: Eastern Plains Drainage Committee (EPDD)

Membership	Advisory Committee consisting of one Councillor (with an alternate) and representation as scheduled from each of the following Drainage Areas with the Drainage District: <ul style="list-style-type: none">■ A representative (or alternative) of Kopuarahi/Orongo■ A representative (or alternative) of Horahia■ Two representatives (or alternative) of Wharepoa■ Two representatives (or alternatives) of Awaiti■ Two representatives (or alternatives) of Netherton
Meeting frequency	The first Thursday in each month bi-monthly commencing at 1.30pm

The Council delegates to the Drainage Committee the following powers, duties and responsibilities:

- To make recommendations to the Council on all matters relating to Land Drainage within their District.
- The Eastern Plains Drainage Committees can also make recommendations to Council on urban stormwater matters within their district.
- To make recommendations on Council's operational and capital estimates for Council's Draft Long Term Plan and Draft Annual Plans.
- To provide input to Land Drainage asset planning matters and Land Drainage rating reviews in their respective areas.
- To generally oversee and monitor the Council's annual work programmes within the nominated areas; and to assist as necessary or as appropriate in the implementation of approved programmes.
- To facilitate the flow of information between ratepayers and staff.



EASTERN PLAINS DRAINAGE DISTRICT COMMITTEE

AGENDA

Thursday, 7 February 2019 – 1.30pm

Council Chamber, Council Office, William Street, Paeroa

Order of Business

Pages

1. Apologies.
2. Declarations of Late Items.
3. Confirmation of Minutes – (04-10-18) (2477469) **5**
4. Waikato Regional Council (verbal update)
5. EPDD Drainage Activity Report – September to December 2018 (2520637)
Financial Report for the period 6 months to 31 December 2018 **8**
6. Member's feedback on drainage matters in their areas.

HAURAKI DISTRICT COUNCIL

EASTERN PLAINS DRAINAGE DISTRICT COMMITTEE

MINUTES OF A MEETING OF THE EASTERN PLAINS DRAINAGE DISTRICT COMMITTEE HELD IN THE COUNCIL CHAMBERS, WILLIAM STREET, PAEROA ON THURSDAY 04 OCTOBER 2018 COMMENCING AT 1.30PM

PRESENT

Messrs R Hunter (Chairperson), K Caddy, K Reid, A Green, T Nicholson, R Webster and Cr P Buckthought (Council rep.)

IN ATTENDANCE

Kenny Growden (WRC Team Leader | Hauraki/Coromandel, Integrated Catchment Management), (Cr J H Thorp (alternate Council Rep.), S de Laborde (Infrastructure and Planning Manager), A de Laborde (Group Manager – Engineering Services), Mr B Stephens (Drainage Overseer) and Ms C Black (Council Secretary)

APOLOGIES

RESOLVED

THAT the apology of B Conroy and P Schouten be received and sustained.

EPDD18/24

Webster/Buckthought

CARRIED

LATE ITEMS

There were no late items.

CONFIRMATION OF MINUTES

MEETING HELD ON THURSDAY, 08 AUGUST 2018 (2468698)

RESOLVED

THAT the minutes of the meeting of the Eastern Plains Drainage District Committee held on Thursday 08 August 2018 be taken as read and confirmed.

EPDD18/25

Webster/Buckthought

CARRIED

MATTERS ARISING FROM THE MINUTES

There were no matters arising from the minutes.

WRC Report – Kenny Growden

Kenny Growden provided a verbal update of WRC works to date.

Criterion Bridge StopLogs

Kenny updated the committee on the recent upgrade works of the Criterion Bridge Right Bank stoplogs. These have historically been a manually constructed wall, which took approx. 10 staff one hour to build each time the alarm levels were triggered. This was a risk to WRC and community, recent upgrade has replaced the stoplogs with two gates that close and meet in the middle, this will allow closure of road to take only 15 minutes, which will mean road does not need to be closed prematurely, and it will not only take

two staff members to close this asset allowing WRC better coverage of staff during an event that effects the Ohinemuri River. A new water level recorder site is also being installed on Criterion Bridge for real time site data.

Campbell's Floodgate

Kenny advised that floodgate remediation works will be started in Early February. The invert of the pipe is to be raised approx. 700mm to RL -1.1 Tararu Datum.

The cycle trail will be redirected while this work is being undertaken and while this work is underway the silt traps from Kopu Bridge to Orongo Road to be cleaned to remove silt from River and gain Borrow Material for the Kirikiri Stopbank upgrade scheduled for coming years.

No 10 Outlet De-silting and Floodgate

No. 10 outlet has been desilted recently. The two old cast iron gates will be replaced this season for better flood action, and new Sluice Gates installed to remove the risk from the old Rack and Pinion type.

Awaiti Canal Desilting

A 4000mtr section was cleaned earlier this season from T-head to Carters pump station, another 3000m length of Awaiti system from Prices to Ferry Road to be cleaned between Nov and March. This is to remove surveyed silt deposits, reduce water height in area, and give floodgates better action.

The Group Manager – Engineering Services asked members to advise Steve de Laborde of any drains they considered need to be cleaned.

DRAINAGE REPORT – JUNE 2018 AND FINANCIAL REPORT FOR THE PERIOD 2 MONTHS TO 31 AUGUST 2018 (2466937)

The Infrastructure Systems and Planning Manager presented the drainage report and financial report on the operations of the Eastern Plains Drainage District Committee for the 2 months to 31 August 2018.

RESOLVED

THAT drainage report and financial report on the operations of the Eastern Plains Drainage District Committee for the 2 months to 31 August 2018 be received.

EPDD18/26

Green/Webster

CARRIED

GENERAL BUSINESS

Members Comments:

Richard Webster – requested he would like a copy of the final accounts for the last financial year, specifically showing pumping figures.

Andrew Green – Gavin Flint on Orchard Road East – flow back of drain by Bob Fisher's property which feeds down Hamilton Road requires cleaning.

The Council drain through Gavin Flint's Property - cows are getting into the drain and damaging banks. An infringement notice needs to be sent to him for breach of the Land Drainage Bylaw. Andrew will speak directly to Barry Flint regarding this matter in the interim.

Kim Reid – noted that there are two slumps in the McMillan Drain.
 Roadside drain – Old Netherton Road – has been cleaned well and water level has reduced.
 'H' drain is looking well maintained.

Roger Hunter – SH1 from Hauraki Road North – drain requires cleaning. It is prone to slips. Considered it would require an application for a traffic management plan to undertake this work.

Request to Redirect Prices Drain

The members requested that Prices Drain be redirected to address the drainage issues just to the east of SH2 on Green's property. The redirecting around this property would remove the drainage problem.

RESOLVED

THAT the redirection of Prices Drain be recommended to Council.

EPDD18/27

Buckthought/Thorp

CARRIED

The meeting closed at 3.00pm.

CONFIRMED

R Hunter
Chairperson

7 February 2018



Information Report

To: Eastern Plains Drainage District Committee
From: Infrastructure Systems and Planning Manager
Date: Thursday, 31 January 2019
File reference: Document: 2517700
Meeting date: Thursday, 7 February 2019
Subject: **EPDD Drainage Activity Report September to December 2018**

Recommendation:

THAT the report be received.

This report covers the period September to December 2018.

1.0 OPERATIONS

1.1 Chemical spraying

No drains were sprayed in October and November. 13.775kms drains have been sprayed in December.

1.2 Machine cleaning

250 metres of drains have been machine cleaned during the period of September to December.

1.3 Maintenance/Fencing/Culverts

Routine maintenance items have been undertaken.

1.4 Pump operation

Regular inspection runs were undertaken in this period. Pump hours for September were 777, pump hours for October were 992 and pump hours for November were 286. There were no readings taken for December.

Approximately 18 man-hours were spent on screen cleaning in September, 20 man-hours in October and 20 man-hours in November. We have no information regarding cleaning in December.

1.5 Floodgates

Floodgate inspections were completed as required.

2.0 BY-LAW APPROVALS

Bylaw approvals were granted in the period as follows:

2.1 Culverts: Nil

2.2 Building Line One application and approval was done for Karl Rasmussen on Mill Road to build a barn within the 15m setback.

3.0 SUBDIVISIONS COMMENTED UPON

Subdivisions commented on during the period were as follows:

Nil

4.0 RAINFALL

The table and graphs of the Ngatea Monthly Rainfall depths since 1993 is attached. The rainfall total for September was 46mm, October was 134mm, November was 93mm and December was 228mm.

The year to date total from July 1st is 736mm which is 131% of the average expected to the end of December.

5.0 CAPITAL WORKS

Capital works this year consist of work on the four Terrace stopbanks. Planning work has started for these projects. However, constraints on resources may delay work on these projects.

6.0 GENERAL

6.1 Drainage Bylaw Review

Committee members are requested to consider the current bylaw and to provide input into the review. A copy of the Drainage Bylaw will be available at the meeting for this purpose.

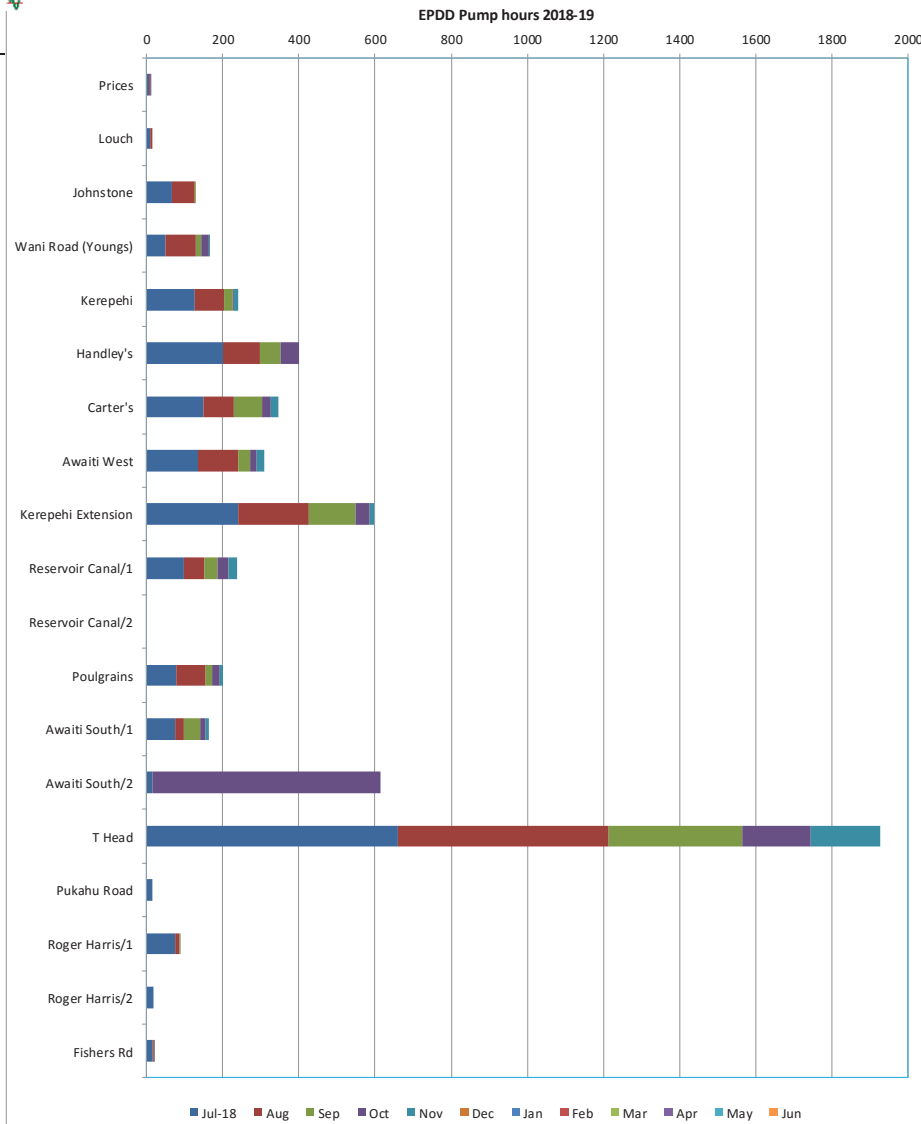
Steve de Laborde
Infrastructure Systems and Planning Manager

EASTERN PLAINS DRAINAGE DISTRICT – PUMP RUNNING HOURS 2017-18

Eastern Plains DD		Jul-18	Aug	Sep	Oct	Nov	Dec	Jan	Feb	Mar	Apr	May	Jun	Total	Average
No 1	Prices	7	2	0	2	0	0	0	0	0	0	0	0	11	45
No 2	Louch	10	4	0	0	0	0	0	0	0	0	0	0	14	81
No 3	Johnstone	66	59	5	0	0	0	0	0	0	0	0	0	130	305
No 4	Wani Road (Youngs)	48	82	12	21	3	0	0	0	0	0	0	0	166	254
No 10	Kerepehi	126	78	22	4	10	0	0	0	0	0	0	0	240	303
No 13	Handley's	201	97	55	47	0	0	0	0	0	0	0	0	400	479
No 14	Carter's	148	80	76	23	20	0	0	0	0	0	0	0	347	557
No 15	Awaiti West	134	106	33	15	21	0	0	0	0	0	0	0	309	638
No 16	Kerepehi Extension	239	186	125	35	11	0	0	0	0	0	0	0	596	728
No 19	Reservoir Canal/1	97	56	33	30	21	0	0	0	0	0	0	0	237	332
	Reservoir Canal/2	0	0	0	0	0	0	0	0	0	0	0	0	0	14
No 20	Poulgrains	77	77	17	20	10	0	0	0	0	0	0	0	201	137
No 28	Awaiti South/1	74	23	43	16	6	0	0	0	0	0	0	0	162	195
	Awaiti South/2	14	0	0	600	0	0	0	0	0	0	0	0	614	197
No 32	T Head	660	554	352	178	184	0	0	0	0	0	0	0	1928	2431
No 53	Pukahua Road	14	0	0	0	0	0	0	0	0	0	0	0	14	27
No 55	Roger Harris/1	75	12	3	0	0	0	0	0	0	0	0	0	90	71
	Roger Harris/2	19	0	0	0	0	0	0	0	0	0	0	0	19	87
No 61	Fishers Rd	14	3	1	1	0	0	0	0	0	0	0	0	19	37
		2023	1419	777	992	286	0	0	0	0	0	0	0	5497	6920

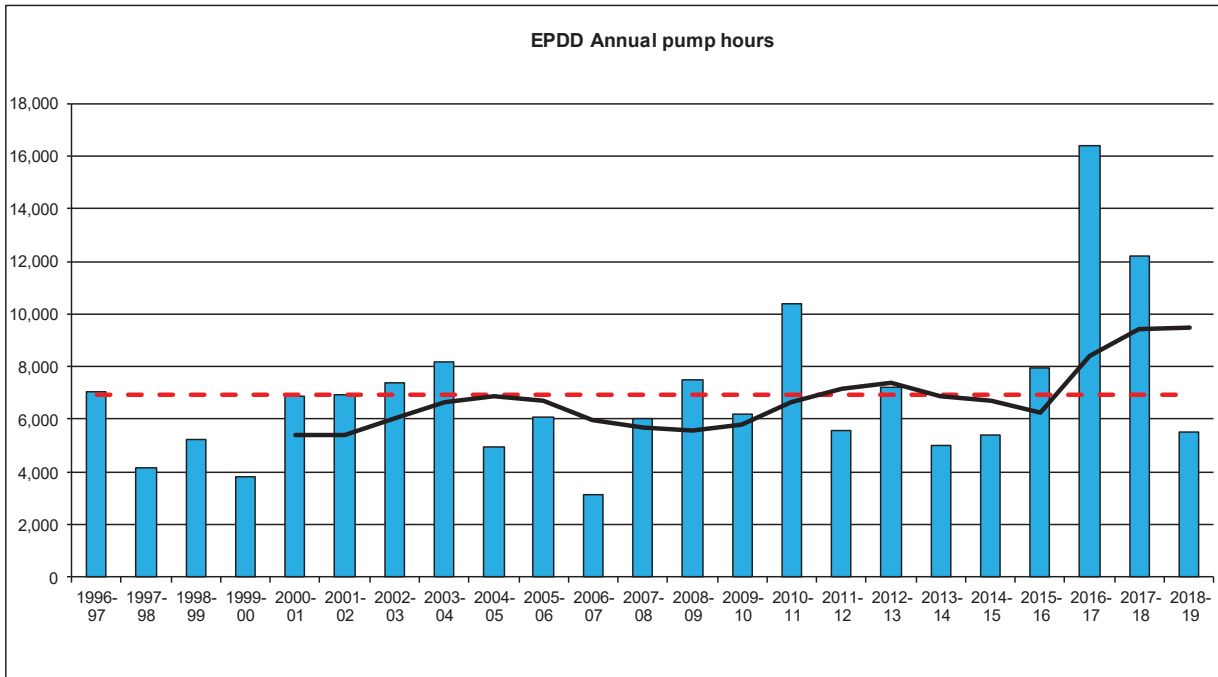
16 Stations
19 Pumpsets
79%

Capacity m3/s

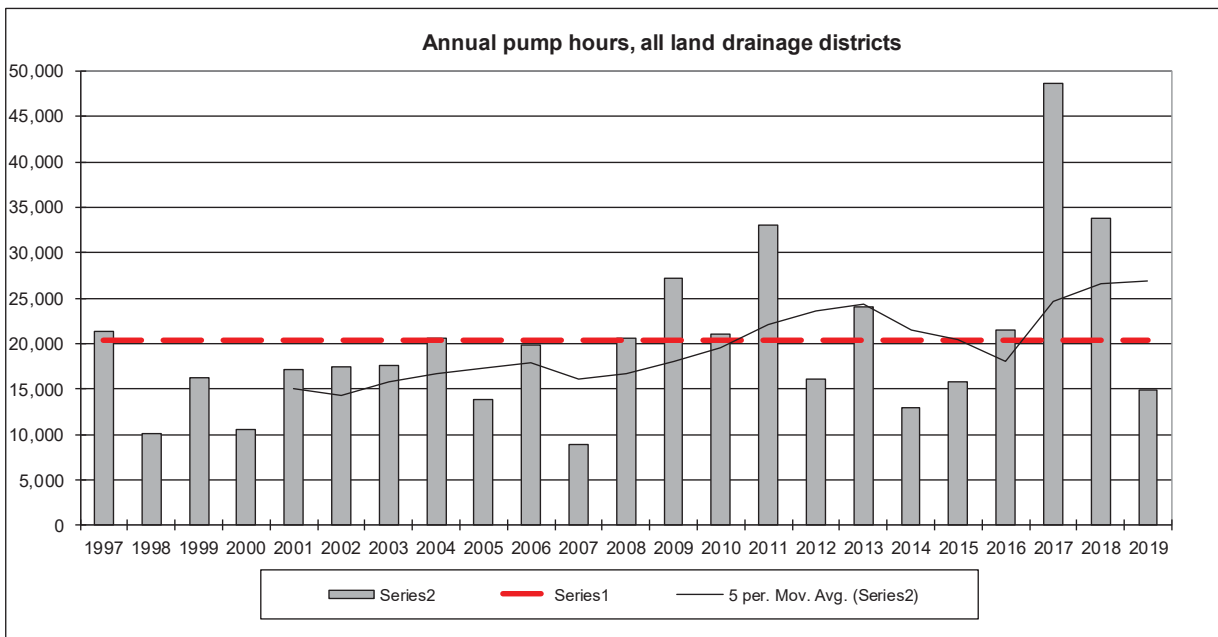


24.7

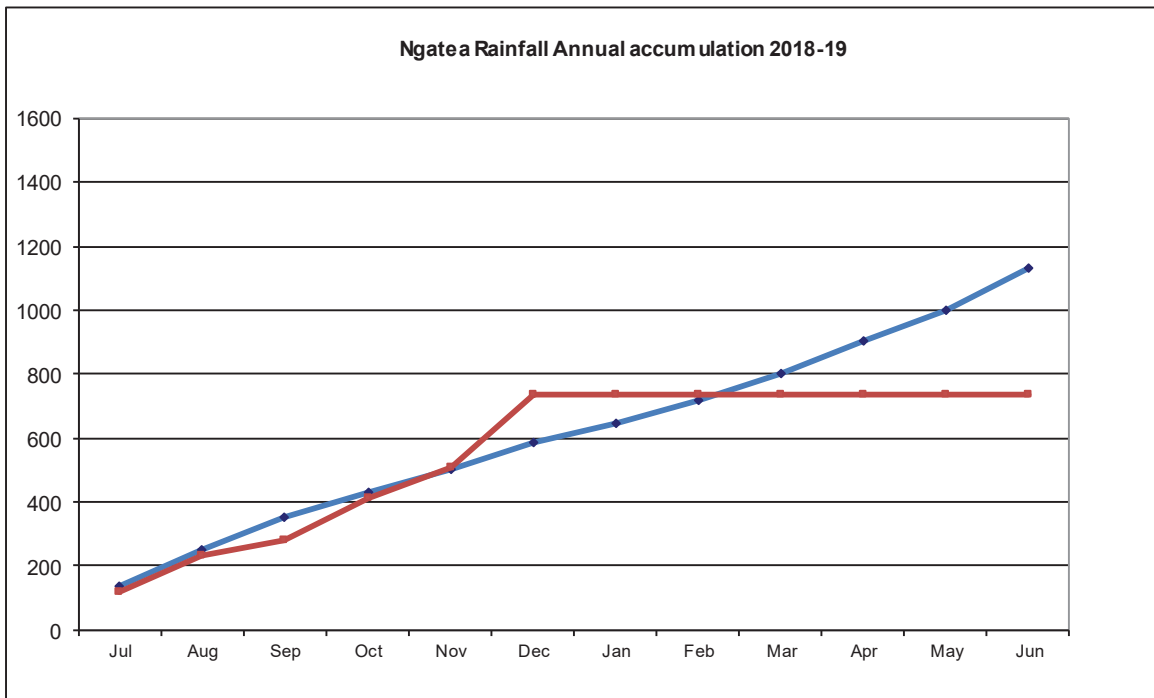
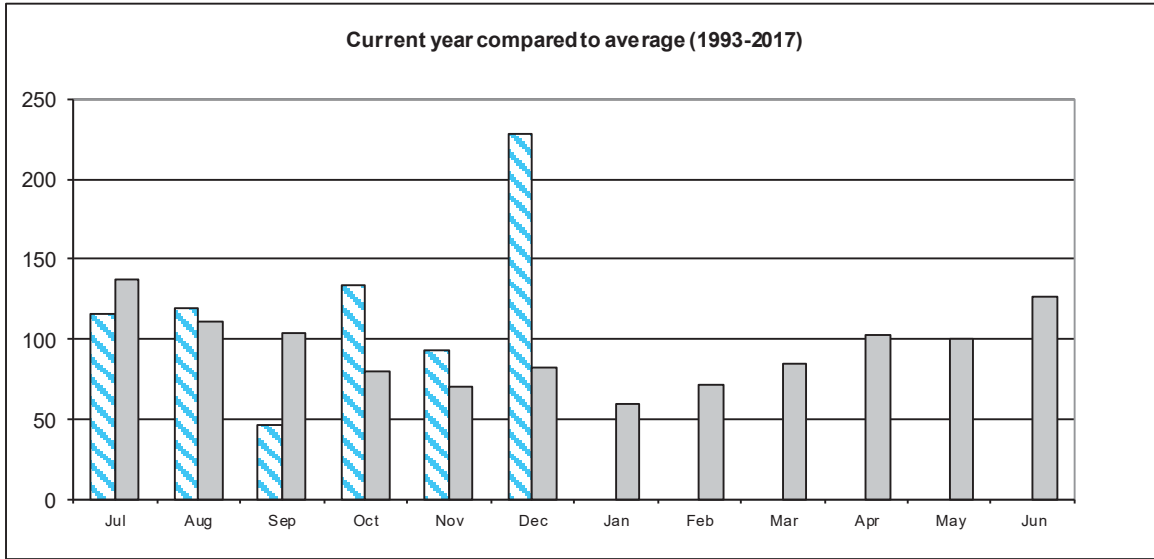
EASTERN PLAINS DRAINAGE DISTRICT, ANNUAL PUMP RUNNING HOURS



ANNUAL PUMP RUNNING HOURS, ALL DISTRICTS



Ngatea Monthly Rainfall													
Haywards Road (to 1999). HDC Depot (2000 on)													
Year	Jan	Feb	Mar	Apr	May	Jun	Jul	Aug	Sep	Oct	Nov	Dec	Totals
1993	36.0	28.5	95.0	50.0	123.0	181.5	8.0	111.0	58.0	37.0	100.0	28.5	857
1994	81.0	47.5	51.5	64.0	78.0	116.0	155.0	100.5	153.0	112.5	30.0	26.5	1016
1995	37.0	71.0	196.5	245.5	88.5	181.0	203.5	74.0	73.0	94.0	136.5	128.5	1529
1996	29.5	89.5	88.5	227.5	82.0	166.5	137.5	147.0	149.0	34.0	72.5	222.0	1446
1997	4.5	51.0	195.0	58.0	97.5	138.5	64.5	65.5	221.5	61.0	39.0	49.0	1045
1998	12.0	97.0	67.0	48.0	56.5	97.0	299.0	104.0	48.0	100.0	85.0	89.0	1103
1999	81.0	28.0	81.0	91.0	45.0	94.5	142.0	132.0	88.0	53.0	206.5	109.5	1152
2000	60.0	11.5	52.5	171.0	85.0	75.5	154.5	114.0	97.5	48.0	96.5	79.0	1045
2001	16.5	156.5	49.0	169.0	165.5	50.0	74.5	121.0	47.5	134.0	114.0	177.0	1275
2002	117.0	39.5	50.5	62.0	61.0	168.5	135.0	79.0	75.5	73.0	34.5	54.0	950
2003	110.0	105.0	102.0	134.0	73.0	124.5	101.5	58.5	155.0	107.0	36.5	111.5	1219
2004	98.5	230.0	11.5	21.0	175.5	106.5	120.5	112.0	119.0	80.0	56.0	130.5	1261
2005	30.5	32.0	32.5	7.0	147.5	118.0	152.5	59.0	87.0	145.5	65.5	107.0	984
2006	37.0	47.5	34.5	120.0	82.0	86.0	76.0	108.0	57.0	90.5	64.0	36.0	839
2007	56.0	27.0	146.0	45.0	41.0	92.0	281.0	95.0	68.5	76.0	40.0	53.0	1021
2008	2.0	35.0	40.5	146.5	71.0	152.5	253.0	166.0	52.0	94.0	47.0	61.0	1121
2009	59.0	120.0	30.0	72.0	91.0	150.0	124.0	91.0	85.0	119.0	35.0	81.0	1057
2010	63.0	4.0	13.0	44.0	139.0	230.5	90.0	229.0	146.0	18.0	28.0	62.0	1067
2011	270.0	9.0	172.0	85.0	101.0	110.0	127.0	57.0	74.0	76.0	15.0	157.0	1253
2012	63.0	82.0	130.0	39.0	111.0	52.0	179.0	130.0	85.0	69.0	71.0	64.0	1075
2013	2.0	17.0	23.0	128.0	162.0	117.0	48.0	122.0	133.0	41.0	104.0	96.0	993
2014	41.0	8.0	35.0	98.0	42.0	237.0	109.0	110.0	137.0	73.0	50.0	72.0	1012
2015	10.0	44.0	79.0	114.0	136.0	59.0	121.0	185.0	96.0	51.0	125.0	19.0	1039
2016	103.0	167.0	39.0	51.0	96.0	137.0	152.0	100.0	162.0	82.0	66.0	50.0	1205
2017	24.0	107.0	341.0	255.0	142.0	63.0	131.0	98.0	127.0	117.0	50.0	9.0	1464
2018	100.0	213.0	49.0	127.0	106.0	175.0	116.0	119.0	46.0	134.0	93.0	228.0	1506
2019													0
Ave.	59	72	85	103	100	126	138	111	104	79	71	83	1130
Max	270	230	341	255	176	237	299	229	222	146	207	222	1529
Min.	2	4	12	7	41	50	8	57	48	18	15	9	839



Eastern Plains Drainage District							
Financial Report for 6 months to 31 December 2018							
Item	Total Budget	Budget YTD	Actual YTD	Variance	of YTD Budget	of Total Budget	Note
DRAINAGE OPERATIONS							
Vegetation Control							
Area 1	69,500	0	827	(827)		1%	
Area 2	0	0	0	0			
Area 3	0	0	78	(78)			
Area 4	0	0	352	(352)			
Area 5	0	0	0	0			
TOTAL	69,500	0	1,257	(1,257)		2%	
Mechanical Cleaning							
Area 1	12,000	0	1,625	(1,625)		14%	
Area 2	12,800	5,120	566	4,554	11%	4%	
Area 3	5,200	2,080	280	1,800	13%	5%	
Area 4	40,000	16,000	0	16,000	0%	0%	
Area 5	25,000	10,000	0	10,000	0%	0%	
TOTAL	95,000	33,200	2,471	30,729	7%	3%	
Maintenance/Fencing/Culverts							
Area 1	680	336	78	258	23%	12%	
Area 2	680	336	0	336	0%	0%	
Area 3	680	336	0	336	0%	0%	
Area 4	680	336	0	336	0%	0%	
Area 5	680	336	1,170	(834)	348%	172%	
TOTAL	3,400	1,680	1,248	432	74%	37%	
TOTAL DRAIN MAINTENANCE	167,900	34,880	4,977	29,903	14%	3%	
Pumps							
General	10,314	0	0	0		0%	
EPDD Pumps	54,100	0	0	0		0%	
TOTAL	64,414	0	0	0		0%	
Floodgates							
Floodgates	4,758	2,376	880	1,496	37%	18%	
TOTAL	4,758	2,376	880	1,496	37%	18%	
Stopbanks							
Tributary Banks	0	0	78	(78)			
TOTAL	0	0	78	(78)			

Item	Total Budget	Budget YTD	Actual YTD	Variance	Actual % of YTD Budget	Actual % of Total Budget
Other						
Weather Events	2,100	0	0	0		0%
Asset Liaison	3,498	0	0	0		0%
Consent Monitoring	0	0	0	0		
Data Collection	0	0	0	0		
Data Maintenance	3,000	0	0	0		0%
Drain Inspection	4,500	0	0	0		0%
Pump Operation	0	0	0	0		
Rates	0	0	0	0		
Meeting Expenses	2,700	0	0	0		0%
Insurance	500	0	0	0		0%
TOTAL	16,298	0	0	0		0%
TOTAL OPERATING	253,370	37,256	5,935	31,321	16%	2%
Overheads						
Overheads	73,065	0	0	0		0%
TOTAL	73,065	0	0	0		0%
Depreciation						
Depreciation	11,948	0	0	0		0%
TOTAL	11,948	0	0	0		0%
Interest						
Interest	(15,852)	(7,926)	(7,926)	0	100%	50%
TOTAL	(15,852)	(7,926)	(7,926)	0	100%	50%
TOTAL EXPENDITURE	322,531	29,330	(1,991)	31,321	-7%	-1%
Rates Funding - EPDD	(313,814)	(156,907)	(156,907)	0	100%	50%
Opening Balance as at 01/07/2018	(282,793)					

EASTERN PLAINS DRAINAGE DISTRICT WORK AREAS and PUMP LOCATIONS

