



# A G E N D A

## **EASTERN PLAINS DRAINAGE DISTRICT COMMITTEE**

**Thursday, 4 June 2020, 1.00pm**

Council Chamber  
Ngatea Service Centre  
84 Orchard West Road  
[NGATEA](#)



# Membership

## **Committee Members:**

His Worship the Mayor

R P Hunter  
K R Caddy  
K J Reid  
P Schouten  
R Webster  
A Green  
T Nicholson  
D Coldicutt

## **Council Rep:**

Councillor P Buckthought

## **Councillor Rep (alternate):**

Councillor R Garrett

## **Staff:**

S De Laborde  
B Stephens  
A de Laborde  
Council Secretary

## **WRC Staff:**

A Munro  
K Growden  
B Manning

## Delegations: Eastern Plains Drainage Committee (EPDD)

Membership	Land Drainage Advisory Committee consisting of one Councillor (with an alternate) and representation as scheduled from each of the following Drainage Areas within the Drainage District: <ul style="list-style-type: none"><li>■ One representative (or alternative) of Kopuarahi/Orongo</li><li>■ One representative (or alternative) of Horahia</li><li>■ Two representatives (or alternative) of Wharepoa</li><li>■ Two representatives (or alternatives) of Awaiti</li><li>■ Two representatives (or alternatives) of Netherton</li></ul>
Meeting frequency	The <b>first</b> Thursday in each month bi-monthly commencing at 1.00pm at the Ngatea Service Centre

The Council delegates to the Drainage Committee the following powers, duties and responsibilities:

- To make recommendations to the Council on all matters relating to Land Drainage within their District.
- The Eastern Plains Drainage Committee can also make recommendations to Council on urban stormwater matters within their district.
- To make recommendations on Council's operational and capital estimates for Council's Draft Long Term Plan and Draft Annual Plans.
- To provide input to Land Drainage asset planning matters and Land Drainage rating reviews in their respective areas.
- To generally oversee and monitor the Council's annual work programmes within the nominated areas and to assist as necessary or as appropriate in the implementation of approved programmes.
- To facilitate the flow of information between ratepayers and staff.



## **EASTERN PLAINS DRAINAGE DISTRICT COMMITTEE**

### **AGENDA**

---

**Thursday, 04 June 2019 – 1.00pm**

**Council Chamber, Ngatea Service Centre, Orchard Road West, Ngatea**

---

#### **Order of Business**

#### **Pages**

1. Councillor Buckthought will open the meeting and call for apologies.
2. Election of Chairman and Deputy Chairman.  
(Councillor Buckthought will call for nominations)
3. Declarations of Late Items.
4. Confirmation of Minutes – (04-02-20) (2723485) **5**
5. Waikato Regional Council (verbal update)
6. EPDD Drainage Activity Report – April 2020 and Financial Report  
for the period 10 months to 30 April 2020 (2767000) **8**
7. Member’s feedback on drainage matters in their areas.

## HAURAKI DISTRICT COUNCIL

### EASTERN PLAINS DRAINAGE DISTRICT COMMITTEE

MINUTES OF A MEETING OF THE EASTERN PLAINS DRAINAGE DISTRICT COMMITTEE HELD IN THE COUNCIL CHAMBERS, WILLIAM STREET, PAEROA ON TUESDAY, 4 FEBRUARY 2020 COMMENCING AT 1.00PM

**PRESENT** Messrs R Hunter (Chairperson), K J Reid, K R Caddy, T Nicholson, A Green, P Schouten, R Webster and Cr P Buckthought and Cr R Garrett

**IN ATTENDANCE** Brendan Manning (WRC - Works Supervisor – Projects and Compliance), S de Laborde (Drainage Manager), A de Laborde (Group Manager – Engineering Services), Mr B Stephens (Drainage Overseer) and Ms C Black (Council Secretary)

#### **APOLOGIES**

#### **RESOLVED**

There were no apologies.

#### **LATE ITEMS**

There were no late items.

#### **CONFIRMATION OF MINUTES**

CONFIRMATION: EASTERN PLAINS DRAINAGE DISTRICT MEETING HELD ON (03-10-19) (2665555)

#### **RESOLVED**

THAT the minutes of the meeting of the Eastern Plains Drainage District Committee held on Thursday 03 October 2019 be taken as read and confirmed.

EPDD20/01

Reid/Buckthought

**CARRIED**

#### **MATTERS ARISING FROM THE MINUTES**

Items for consideration for inclusion in LTP 2018-28

Members queried projects for inclusion in the LTP.

Richard Webster was concerned that information from HDC and WRC on operational works projects and why they are happening in advance is not well communicated to the Eastern Plains Drainage Committee. He asked that the Committee be included in the same information being discussed.

Roger Hunter asked that a priority list of drains that are programmed to be cleaned be sent through to all committee members.

#### **WRC UPDATE**

- Erosion work on Main River by Kopu Bridge to Turua – this work has been undertaken as protection work.
- Awaiti pump station – remedial work has been completed.

- No. 10 floodgate – new flaps just out of kerepehi. Flaps have been replaced. New sluice gates have been replaced with hydraulic rams.
- Awaiti West pump station – re-piling of building has been undertaken as well as 3 other pump stations over the last couple of years.
- Cox’s desilting pipe – burrowpit was filling up. Two new pipes have been installed.
- Tractor has been purchased as a cost saving initiative. Will be used for spraying predominantly and will assist with work on floodgates and pumps.
- Disbanding of Waihou-Piako Catchment Committees – Roger Hunter updated on this matter. Previous members representing Hauraki Plains have voluntarily requested they seek no remuneration for attending catchment committee meetings but stressed that they be reinstated. Currently awaiting a response from WRC. These committees do not have any delegated authority but are advisory only. He believed the effects of the communities will be serious without them.

DRAINAGE REPORT – SEPTEMBER – DECEMBER 2019 AND FINANCIAL REPORT FOR THE 6 MONTHS TO 31 DECEMBER 2019 (2705141)

The Infrastructure Systems and Planning Manager presented the drainage report for September to December and financial report for the period 6 months to 31 December 2019.

**RESOLVED**

THAT the report be received.

EPDD20/02

Caddy/Buckthought

**CARRIED**

EASTERN PLAINS DRAINAGE DISTRICT – 2020-21 BUDGET REVIEW (2705253)

Adrian de Laborde presented the report. Primary consideration is the operational budget for next financial year.

Staff have aligned the 2020-21 annual budget to what was indicated last year.

LAND DRAINAGE ADVISORY COMMITTEE ELECTIONS 2020-2023 TERM

Staff updated on the upcoming Land Drainage Advisory Committee election process which would be taking place over the period 25 February to 31 March.

MEMBERS’ COMMENTS

Andrew Green stated that the culvert head balls in Flint’s portion of the drain need repair.

Ted Nicholson – due to the extreme dry conditions there appears to be no drainage issues in his area.

Richard Webster and Peter Schouten – no issues.

Keven Caddy – noted the very good work carried out by WRC re the dig-out of the Awaiti Canal which has been dug out to Awaiti Road.

Brendan Manning advised that the middle section of the Awaiti Canal has been taken out under the consent.

Kim Reid – stated that H drain has no weed for a change due to dry weather.

Roger Hunter – considered drains are looking good all round.

P3 Group Support

The Chairman asked the members if they know of any farmers that may be under stress due to the current drought conditions or other issues of concern that they refer them to the P3 group who are available for support.

The meeting closed at 2.27pm.

CONFIRMED

R Hunter  
Chairperson

04 June 2020

## FOR INFORMATION NGĀ MŌHIOTANGA




---

TO	Eastern Plains Drainage District Committee
AUTHOR	Steve de Laborde Infrastructure Systems and Planning Manager
FILE REFERENCE	Document: M2762166 Appendix A: Rainfall & Pump statistics Appendix B: Financials
PORTFOLIO HOLDER/S	Councillor Phillip Buckthought Land Drainage and Flood Protection Portfolio
MEETING DATE	Thursday, 4 June 2020
SUBJECT	<b>Eastern Plains District Drainage Activity Report April 2020</b>

### SUMMARY | TE WHAKARĀPOPOTANGA

There is, unfortunately, nothing of significance to report about the Land Drainage & Flood Protection activity for the month of April. The country was in Alert Level 4 and under full lockdown for Covid-19 during this time. Subsequently, work on the ground ceased for everyone. Some planning and Requests For Quotes (RFQs) were issued, but most of that work had already been completed.

There was no significant rain during April and the district remains in a drought condition. Consequently, floodgates and pumps did not require any work or maintenance during this time. Most of the infrastructure belongs to the Regional Council, so any issues were directed to them to deal with.

### RECOMMENDATION | TE WHAIKUPU

THAT the report be received.

### 1 PURPOSE | TE ARONGA

The purpose of the report is to give the Committee a monthly update on the operations and capital work pertaining to the Land Drainage and Flood Protection activity in the Eastern Plains.

### 2 BACKGROUND | TE KŌRERO Ā MUA

Hauraki District Council provides infrastructure for the land drainage activity in conjunction with the Waikato Regional Council. The land drainage network is comprised of pump stations, stopbanks, flood gates and land drains. It will soon be extended to include toe drains which are currently held by the Regional Council.



### 3 CONTENT

The **Operations** report follows.

Please note: Because of Level 4 lockdown, no work was done during April and the figures remain the same from March.

#### **Vegetation Control**

239.92kms of drains have been sprayed across January, February and March. Due to the Covid-19 lockdown there were no drains sprayed in April. This is the total to have been sprayed year to date. We have also completed localised spraying around the pump stations. All the helicopter spraying is completed.

#### **Mechanical Cleaning**

The full mechanical cleaning programme is now underway with 20.49kms of drains having been machine cleaned in this financial year.

#### **Other works**

Routine maintenance has been undertaken.

Routine inspections of floodgates, culverts and pump stations have been undertaken and cleared as required.

No pump screen cleaning occurred during January, February, March or April.

#### **Rainfall**

The table and graphs of the Ngatea Monthly Rainfall depths since 1993 is attached. The rainfall for January was 10mm, February was 15mm, March was 43mm and April was 25mm.

The year to date total from July 1st 2019 is 661mm which is 73% of the average expected to the end of April.

#### **Pump Operation**

Regular inspection runs were undertaken in this period. There were 76 pump hours for January, 4 hours for February, 0 hours for March and 13 hours in April. The summary for the year to date is attached.

#### **Bylaw Approvals**

Bylaw approvals were granted in the period as follows:

Culverts: Fisher – 94 Piako Road

Other: Nil

#### **Subdivisions Commented On**

Subdivisions commented on during the period as follows:

Nil

#### **Rainfall and Pump station statistics** (Appendix A).

There has been no significant rain to mention, as the farmers are well aware. We hope it rains soon.

#### **Financial Comment** (Appendix B)

There is nothing out of the ordinary expected and in spite of Covid-19, we intend to complete our maintenance programme.

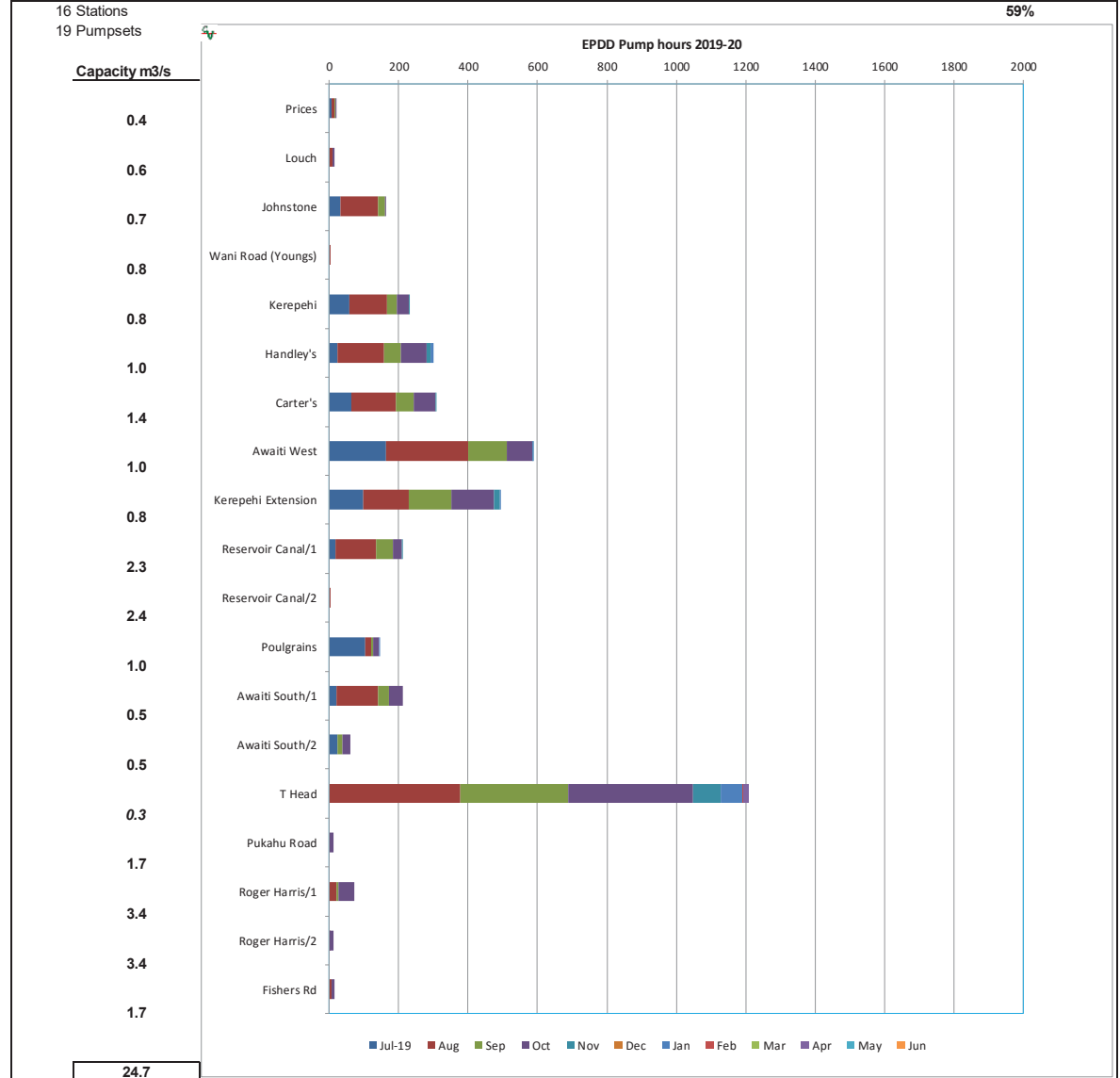
## Approval

<b>Prepared by</b>	Steve de Laborde Infrastructure Systems and Planning Manager
<b>Approved by</b>	Adrian de Laborde Engineering Group Manager

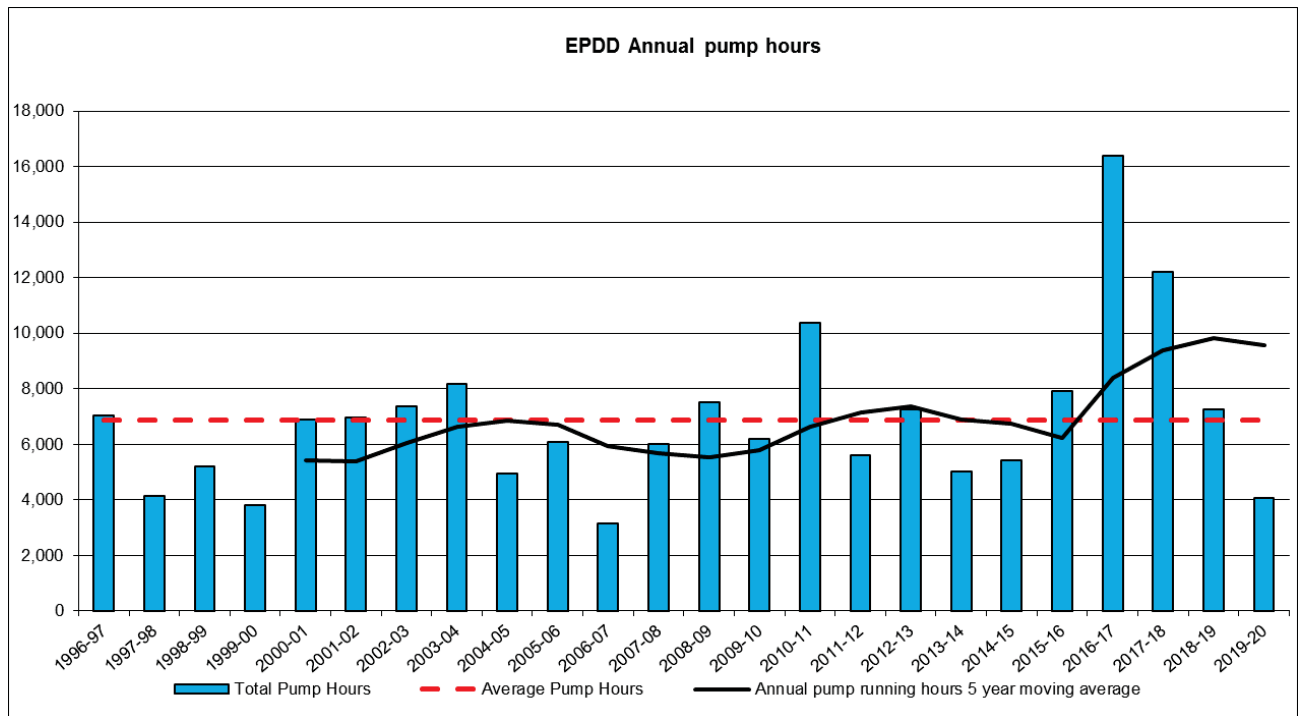
# APPENDIX A

## Eastern Plains Drainage District – Pump Running Hours 2019-2020

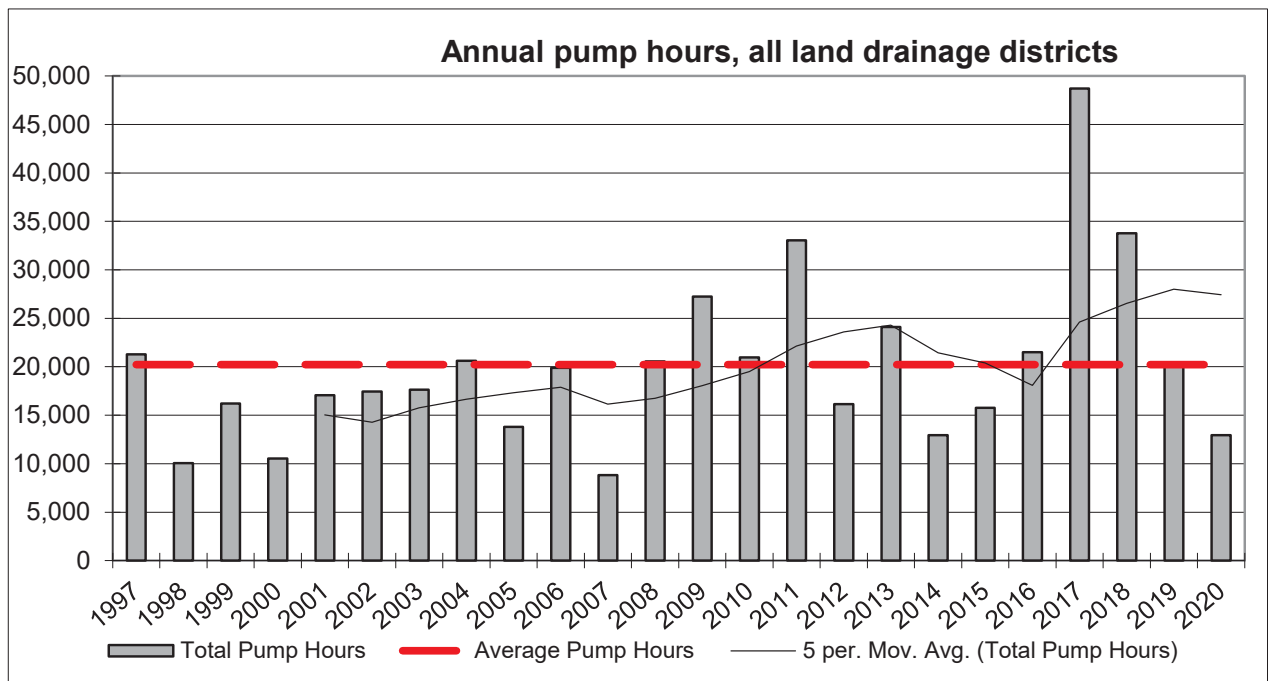
Eastern Plains DD		Jul-19	Aug	Sep	Oct	Nov	Dec	Jan	Feb	Mar	Apr	May	Jun	Total	Average
No 1	Prices	7	8	2	1	0	0	0	0	0	0	0	0	18	44
No 2	Louch	0	9	0	5	0	0	0	0	0	0	0	0	14	79
No 3	Johnstone	33	108	19	4	0	0	0	0	0	0	0	0	164	302
No 4	Wani Road (Young)	0	1	0	0	0	0	0	0	0	0	0	0	1	246
No 10	Kerepehi	58	107	29	35	1	0	0	0	0	0	0	0	230	302
No 13	Handley's	24	133	49	75	11	0	8	0	0	0	0	0	300	476
No 14	Carter's	62	129	51	63	2	0	0	0	0	0	0	0	307	551
No 15	Awaiti West	162	239	111	73	1	0	2	0	0	0	0	0	588	643
No 16	Kerepehi Extension	97	131	123	123	17	0	2	0	0	0	0	0	493	723
No 19	Reservoir Canal/1	17	117	48	26	1	0	0	0	0	0	0	0	209	340
	Reservoir Canal/2	0	1	0	0	0	0	0	0	0	0	0	0	1	14
No 20	Poulgrains	102	18	5	18	0	0	2	0	0	0	0	0	145	140
No 28	Awaiti South/1	20	121	30	42	0	0	0	0	0	0	0	0	213	198
	Awaiti South/2	23	0	14	23	0	0	0	0	0	0	0	0	60	192
No 32	T Head	0	377	313	359	80	0	62	4	0	13	0	0	1208	2405
No 53	Pukahu Road	0	0	0	13	0	0	0	0	0	0	0	0	13	27
No 55	Roger Harris/1	0	20	7	44	0	0	0	0	0	0	0	0	71	73
	Roger Harris/2	0	1	0	12	0	0	0	0	0	0	0	0	13	84
No 61	Fishers Rd	0	5	0	10	0	0	0	0	0	0	0	0	15	36
		<b>605</b>	<b>1525</b>	<b>801</b>	<b>926</b>	<b>113</b>	<b>0</b>	<b>76</b>	<b>4</b>	<b>0</b>	<b>13</b>	<b>0</b>	<b>0</b>	<b>4063</b>	<b>6874</b>



**Eastern Plains Drainage District – Annual Pump Running Hours**

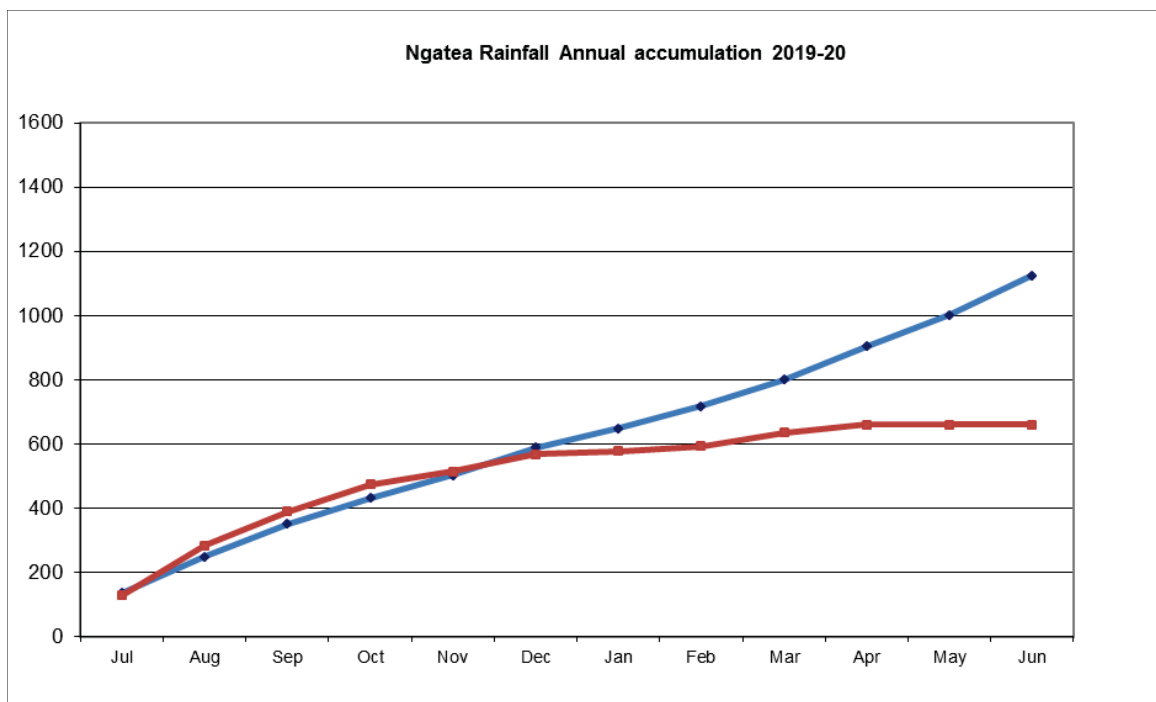
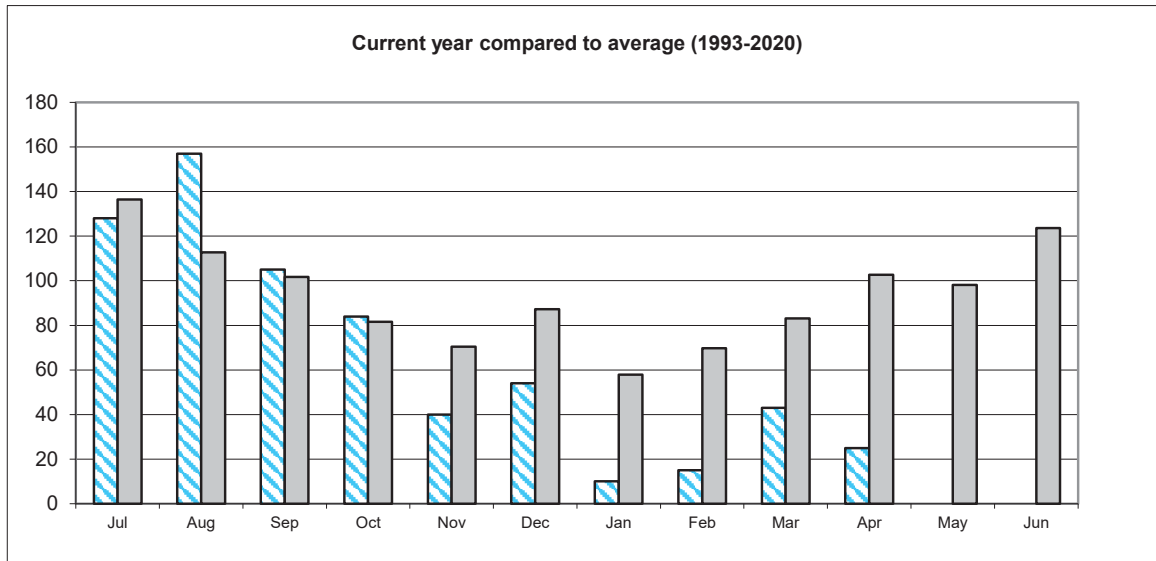


**Annual Pump Running Hours – All Districts**



**Rainfall**

<b>Ngatea Monthly Rainfall</b>													Haywards Road (to 1999). HDC Depot (2000 on)
Year	Jan	Feb	Mar	Apr	May	Jun	Jul	Aug	Sep	Oct	Nov	Dec	Totals
1993	36.0	28.5	95.0	50.0	123.0	181.5	8.0	111.0	58.0	37.0	100.0	28.5	857
1994	81.0	47.5	51.5	64.0	78.0	116.0	155.0	100.5	153.0	112.5	30.0	26.5	1016
1995	37.0	71.0	196.5	245.5	88.5	181.0	203.5	74.0	73.0	94.0	136.5	128.5	1529
1996	29.5	89.5	88.5	227.5	82.0	166.5	137.5	147.0	149.0	34.0	72.5	222.0	1446
1997	4.5	51.0	195.0	58.0	97.5	138.5	64.5	65.5	221.5	61.0	39.0	49.0	1045
1998	12.0	97.0	67.0	48.0	56.5	97.0	299.0	104.0	48.0	100.0	85.0	89.0	1103
1999	81.0	28.0	81.0	91.0	45.0	94.5	142.0	132.0	88.0	53.0	206.5	109.5	1152
2000	60.0	11.5	52.5	171.0	85.0	75.5	154.5	114.0	97.5	48.0	96.5	79.0	1045
2001	16.5	156.5	49.0	169.0	165.5	50.0	74.5	121.0	47.5	134.0	114.0	177.0	1275
2002	117.0	39.5	50.5	62.0	61.0	168.5	135.0	79.0	75.5	73.0	34.5	54.0	950
2003	110.0	105.0	102.0	134.0	73.0	124.5	101.5	58.5	155.0	107.0	36.5	111.5	1219
2004	98.5	230.0	11.5	21.0	175.5	106.5	120.5	112.0	119.0	80.0	56.0	130.5	1261
2005	30.5	32.0	32.5	7.0	147.5	118.0	152.5	59.0	87.0	145.5	65.5	107.0	984
2006	37.0	47.5	34.5	120.0	82.0	86.0	76.0	108.0	57.0	90.5	64.0	36.0	839
2007	56.0	27.0	146.0	45.0	41.0	92.0	281.0	95.0	68.5	76.0	40.0	53.0	1021
2008	2.0	35.0	40.5	146.5	71.0	152.5	253.0	166.0	52.0	94.0	47.0	61.0	1121
2009	59.0	120.0	30.0	72.0	91.0	150.0	124.0	91.0	85.0	119.0	35.0	81.0	1057
2010	63.0	4.0	13.0	44.0	139.0	230.5	90.0	229.0	146.0	18.0	28.0	62.0	1067
2011	270.0	9.0	172.0	85.0	101.0	110.0	127.0	57.0	74.0	76.0	15.0	157.0	1253
2012	63.0	82.0	130.0	39.0	111.0	52.0	179.0	130.0	85.0	69.0	71.0	64.0	1075
2013	2.0	17.0	23.0	128.0	162.0	117.0	48.0	122.0	133.0	41.0	104.0	96.0	993
2014	41.0	8.0	35.0	98.0	42.0	237.0	109.0	110.0	137.0	73.0	50.0	72.0	1012
2015	10.0	44.0	79.0	114.0	136.0	59.0	121.0	185.0	96.0	51.0	125.0	19.0	1039
2016	103.0	167.0	39.0	51.0	96.0	137.0	152.0	100.0	162.0	82.0	66.0	50.0	1205
2017	24.0	107.0	341.0	255.0	142.0	63.0	131.0	98.0	127.0	117.0	50.0	9.0	1464
2018	100.0	213.0	49.0	127.0	106.0	175.0	116.0	119.0	46.0	134.0	93.0	228.0	1506
2019	21.0	15.0	40.0	98.0	52.0	59.0	128.0	157.0	105.0	84.0	40.0	54.0	853
2020	10.0	15.0	43.0	25.0									93
Ave.	58	70	83	103	98	124	136	113	102	82	70	87	1125
Max	270	230	341	255	176	237	299	229	222	146	207	228	1529
Min.	2	4	12	7	41	50	8	57	46	18	15	9	839



## APPENDIX B: Financials

Eastern Plains Drainage District							
Financial Report for 10 months to 30 April 2020							
Item	Total Budget	Budget YTD	Actual YTD	Variance	of YTD Budget	of Total Budget	Note
<b>DRAINAGE OPERATIONS</b>							
<b>Vegetation Control</b>							
Area 1	71,435	42,693	10,764	31,929	25%	15%	
Area 2	0	0	8,134	(8,134)			
Area 3	0	0	8,245	(8,245)			
Area 4	0	0	8,495	(8,495)			
Area 5	0	0	7,054	(7,054)			
<b>TOTAL</b>	<b>71,435</b>	<b>42,693</b>	<b>42,693</b>	<b>0</b>	<b>100%</b>	<b>60%</b>	
<b>Mechanical Cleaning</b>							
Area 1	106,000	47,262	14,383	32,879	30%	14%	
Area 2	0	0	19,558	(19,558)			
Area 3	0	0	3,454	(3,454)			
Area 4	0	0	0	0			
Area 5	0	0	9,868	(9,868)			
<b>TOTAL</b>	<b>106,000</b>	<b>47,262</b>	<b>47,262</b>	<b>(0)</b>	<b>100%</b>	<b>45%</b>	
<b>Maintenance/Fencing/Culverts</b>							
Area 1	3,495	2,910	163	2,747	6%	5%	
Area 2	0	0	0	0			
Area 3	0	0	0	0			
Area 4	0	0	0	0			
Area 5	0	0	245	(245)			
<b>TOTAL</b>	<b>3,495</b>	<b>2,910</b>	<b>409</b>	<b>2,502</b>	<b>14%</b>	<b>12%</b>	
<b>TOTAL DRAIN MAINTENANCE</b>	<b>180,930</b>	<b>92,865</b>	<b>90,364</b>	<b>2,501</b>	<b>97%</b>	<b>50%</b>	
<b>Pumps</b>							
General	10,602	10,602	18,190	(7,588)	172%	172%	
EPDD Pumps	55,615	25,161	25,160	1	100%	45%	
<b>TOTAL</b>	<b>66,217</b>	<b>35,763</b>	<b>43,350</b>	<b>(7,587)</b>	<b>121%</b>	<b>65%</b>	
<b>Floodgates</b>							
Floodgates	4,891	0	0	0		0%	
<b>TOTAL</b>	<b>4,891</b>	<b>0</b>	<b>0</b>	<b>0</b>		<b>0%</b>	
<b>Stopbanks</b>							
Tributary Banks	0	0	0	0			
<b>TOTAL</b>	<b>0</b>	<b>0</b>	<b>0</b>	<b>0</b>			

Item	Total Budget	Budget YTD	Actual YTD	Variance	Actual % of YTD Budget	Actual % of Total Budget
<b>Other</b>						
Weather Events	2,159	1,790	0	1,790	0%	0%
Asset Liaison	3,596	2,990	3,309	(319)	111%	92%
Consent Monitoring	0	0	0	0		
Data Collection	0	0	7,535	(7,535)		
Data Maintenance	3,084	2,570	0	2,570	0%	0%
Routine Inspection	0	0	0	0		
Drain Inspection	4,626	3,850	3,840	10	100%	83%
Pump Operation	0	0	0	0		
Rates	0	0	0	0		
Meeting Expenses	2,775	2,300	1,389	911	60%	50%
Insurance	514	0	0	0		0%
<b>TOTAL</b>	<b>16,754</b>	<b>13,500</b>	<b>16,073</b>	<b>(2,573)</b>	<b>119%</b>	<b>96%</b>
<b>TOTAL OPERATING</b>	<b>268,792</b>	<b>142,128</b>	<b>149,787</b>	<b>(7,659)</b>	<b>105%</b>	<b>56%</b>
<b>Overheads</b>						
Overheads	74,327	61,930	61,940	(10)	100%	83%
<b>TOTAL</b>	<b>74,327</b>	<b>61,930</b>	<b>61,940</b>	<b>(10)</b>	<b>100%</b>	<b>83%</b>
<b>Depreciation</b>						
Depreciation	12,344	0	0	0		0%
<b>TOTAL</b>	<b>12,344</b>	<b>0</b>	<b>0</b>	<b>0</b>		<b>0%</b>
<b>Interest</b>						
Interest	(10,114)	(8,428)	(8,428)	0	100%	83%
<b>TOTAL</b>	<b>(10,114)</b>	<b>(8,428)</b>	<b>(8,428)</b>	<b>0</b>	<b>100%</b>	<b>83%</b>
<b>TOTAL EXPENDITURE</b>	<b>345,349</b>	<b>195,630</b>	<b>203,298</b>	<b>(7,669)</b>	<b>104%</b>	<b>59%</b>
Rates Funding - EPDD	(338,352)	(281,960)	(281,960)	0	100%	83%
<b>9Opening Balance as at 01/07/2019</b>	<b>(282,793)</b>					