

# A G E N D A

## **PAEROA RURAL DRAINAGE DISTRICT COMMITTEE MEETING**

**Friday, 5<sup>th</sup> June 2019 10.30am**

Council Office  
Council Chambers  
William Street  
Paeroa



## Membership

### **Committee Members:**

His Worship the Mayor  
M Peters  
C Zydenbos  
P Casey  
T Hamilton

### **Council Rep:**

Councillor P Buckthought

### **Councillor Rep (alternate):**

Councillor R Garrett

### **Staff:**

S de Laborde  
B Stephens  
A de Laborde  
Council Secretary

### **WRC Staff:**

A Munro  
K Growden  
B Manning

## Paeroa Rural Drainage Committee (PRDD)

<b>Membership</b>	<p>Land Drainage Advisory Committee consisting of one Councillor (with an alternate councillor) and members as scheduled from each of the Drainage Areas with the Paeroa Rural Drainage District:</p> <ul style="list-style-type: none"><li>■ Two representatives of Komata North</li><li>■ One representative of Opukeko</li><li>■ Two representatives of Tirohia/Rotokohu</li></ul>
<b>Meeting frequency</b>	<p>The first Thursday of the month - six monthly (dates to be confirmed).</p>

The Council delegates to the Drainage Committee the following powers, duties and responsibilities:

- To make recommendations to the Council on all matters relating to Land Drainage within their respective Districts.
- To make recommendations on Council's operational and capital estimates for Council's Draft Long term Plan and Draft Annual Plans.
- To provide input to Land Drainage asset planning matters and Land Drainage rating reviews in their respective areas.
- To generally oversee and monitor the Council's annual work programmes within the nominated areas; and to assist as necessary or as appropriate in the implementation of approved programmes.
- To facilitate the flow of information between ratepayers and staff.



## **PAEROA RURAL DRAINAGE DISTRICT COMMITTEE**

### **AGENDA**

---

**Friday, 5th June 2019 – 10.30am**

**Council Chamber, Council Office, William Street, Paeroa**

---

#### **Order of Business**

#### **Pages**

1. Councillor Buckthought will open the meeting and call for apologies.
2. Election of Chairman and Deputy Chairman.  
(Councillor Buckthought will call for nominations)
3. Declarations of Late Items.
4. Confirmation of Minutes – (04-10-19) (2665569) **5**
5. Waikato Regional Council (verbal update)
6. PRDD Drainage Activity Report – April 2020 and Financial Report  
for the period 10 months to 30 April 2020 (2767001) **8**
7. Member's feedback on drainage matters in their areas.

## HAURAKI DISTRICT COUNCIL

### PAEROA RURAL DRAINAGE DISTRICT COMMITTEE

MINUTES OF A MEETING OF THE PAEROA RURAL DRAINAGE DISTRICT COMMITTEE  
HELD IN THE COUNCIL CHAMBERS, WILLIAM STREET, PAEROA ON FRIDAY, 04 OCTOBER  
2019 COMMENCING AT 1.00PM

**PRESENT** Messrs M Peters (Chairperson), P Casey and Cr J H Thorp (Council Representative)

**IN ATTENDANCE** Brendan Manning (Works Supervisor - Projects & Compliance) WRC, Cr P Buckthought, Messrs A de Laborde (Group Manager - Engineering Services), S de Laborde (Planning and Infrastructure Systems Manager), Mr B Stephens (Drainage Overseer) and Ms C Black (Council Secretary)

#### **APOLOGIES**

#### **RESOLVED**

THAT the apology of K Gillingham be received and sustained.

PRDD19/03

Peters/Casey

**CARRIED**

#### **LATE ITEMS**

There were no late items.

#### **CONFIRMATION OF MINUTES**

MINUTES OF THE MEETING OF PAEROA RURAL DRAINAGE DISTRICT COMMITTEE HELD  
ON THURSDAY, 07-03-19 (2550042)

#### **RESOLVED**

THAT the minutes of the meeting of the Paeroa Rural Drainage District Committee held on Thursday, 07 March 2019 be taken as read and confirmed.

PRDD19/04

Casey/Peters

**CARRIED**

#### **MATTERS ARISING FROM THE MINUTES**

##### Telemetry – Mill Road Pump Station

At update was provided regarding Mike Peters concern that the pump at the Mill Road pump station was running when the floodgate was open creating increased running costs and believed it may require a telemetry upgrade to reduce pump hours. Mike asked that the pump hours be investigated.

At the time, Kenny Growden advised that he would investigate the level that the probe is set at or connect a flow metre onto the gauge to find out what is happening.

Brendan Manning provided an update on the investigations into the matter.

DISTRICT DRAINAGE REPORT TO END OF AUGUST 2019 AND FINANCIAL REPORT FOR THE 12 MONTHS TO 30 JUNE 2019 (2640254)

The Infrastructure Systems and Planning Manager presented the land drainage activity report to end of August 2019.

**RESOLVED**

THAT the Drainage Report to the end of August 2019 and the financial report on the operations of the Paeroa Rural District Drainage Area for the period 12 months to 30 June 2019 are received.

PRDD19/05

Casey/Peters

**CARRIED**

Chemical Spraying

Spray period – Feb to June 2019

Drain spraying for period February to June included 35.76km (98%) of the Komata North drains, 24.18km (84%) of Tirohia Rotokohu drains and 8.08kms of the Opukeko (82%).

Overall 92% of the total drain length was sprayed in the year to date.

No drains were sprayed in February, May or June.

Machine cleaning

5.4km of drains were machine cleaned for Komata North. No drains have been machine cleaned for Opukeko and Tirohia Rotokohu drains.

Maintenance/Fencing/Culverts

Routine maintenance items have been undertaken. A weir block in the Campbell drain was removed in May.

Pump operation

Regular inspection runs were undertaken in this period. Pump running hours to the end of June totalled 334 (88%) in Komata North, 423 (100%) in Opukeko and 2351 (184%) in Tirohia Rotokohu.

The total pump running hours for the last financial year was 3108 hours or 150% of the annual average.

Pump hours for July were 6 (2%) for Komata North, 11(3%) for Opukeko and 208 (16%) for Tirohia Rotokohu.

Pump hours for August were 2 (1%) for Komata North, 13 (3%) for Opukeko and 584 (46%) for Tirohia Rotokohu.

A total of 4 man-hours were spent on weed screen cleaning in the period February 2019 to end of June 2019. 4 man-hours were spent in June only.

Floodgates

Regular inspection of Council and Waikato Regional Council gates were undertaken and the Kuaotiti siphons have been cleared and checked regularly.

Stopbanks

The Stopbanks were inspected. No maintenance was recorded during the period February to the end of June 2019.

No bylaw approvals were granted this period.

No subdivisions for comment.

Adoption of Drainage Bylaw

Hearing of Feedback to Council's Drainage Bylaw was undertaken at an extraordinary meeting of Council on 14<sup>th</sup> August and was adopted by Council on 28 August 2019.

Financial Comment

Staff advised there was no significant matters to report on the finances to date. The expenses are expected to start occurring in October/November and carrying on from there.

The meeting closed at 2.15pm

CONFIRMED

M Peters  
Chairperson

05 June 2020

## FOR INFORMATION NGĀ MŌHIOTANGA




---

TO	Paeroa Rural Drainage District Committee
AUTHOR	Steve de Laborde Infrastructure Systems and Planning Manager
FILE REFERENCE	Document: M2763215 Appendix A: Pump statistics Appendix B: Financials
PORTFOLIO HOLDER/S	Councillor Phillip Buckthought Land Drainage and Flood Protection Portfolio
MEETING DATE	Friday, 5 June 2020
SUBJECT	<b>Paeroa Rural District Drainage Activity Report April 2020</b>

### SUMMARY | TE WHAKARĀPOPOTANGA

There is, unfortunately, nothing of significance to report about the Land Drainage & Flood Protection activity for the month of April. The country was in Alert Level 4 and under full lockdown for Covid-19 during this time. Subsequently, work on the ground ceased for everyone. Some planning and Requests For Quotes (RFQs) were issued, but most of that work had already been completed.

There was no significant rain during April and the district remains in a drought condition. Consequently, floodgates and pumps required very little to no work or maintenance during this time. Most of the infrastructure belongs to the Regional Council, so any issues were directed to them to deal with.

### RECOMMENDATION | TE WHAIKUPU

THAT the report be received.

### 1 PURPOSE | TE ARONGA

The purpose of the report is to give the Committee a monthly update on the operations and capital work pertaining to the Land Drainage and Flood Protection activity in the Paeroa Rural Area.

### 2 BACKGROUND | TE KŌRERO Ā MUA

Hauraki District Council provides infrastructure for the land drainage activity in conjunction with the Waikato Regional Council. The land drainage network is comprised of pump stations, stopbanks, flood gates and land drains. It will soon be extended to include toe drains which are currently held by the Regional Council.

In general assets are classified as flood protection (primary) or drainage (secondary) assets where Waikato Regional Council own the flood protection assets and Hauraki District Council own the drainage assets. The land drainage service is provided to over 47,000 ha of highly



productive pastoral land and the activity aims primarily to ensure the productive capability of the land.

### 3 CONTENT

The **Operations** report follows.

#### **Vegetation Control**

Drain spraying for period July 2019 to April 2020 were as follows. 35.57kms (100%) of the Komata North Drains. There were no Opukeko Drains sprayed during this period and 25.11kms (88%) of the Tirohia Rotokohu drains.

However, due to the Covid-19 lockdown there were no drains sprayed in April.

#### **Mechanical Cleaning**

Drains that were mechanically cleaned for the period July 2019 to April 2020 were, 4.2kms of drains were machine cleaned for Komata North. 1.2kms of drains have been machine cleaned for Tirohia Rotokohu and 2.6kms of drains have been machine cleaned for Opukeko.

#### **Other works**

Routine maintenance has been undertaken in all areas. Also routine inspections of floodgates, culverts and pump stations have been undertaken and cleared as required. Specifically, in the following locations; there were three blocked culverts cleared on Rotokohu Road in October. The Corbett and Cross drains were cleaned in February. Weed cleaning was completed in the Stocks drain during March. Slips were cleared from Gerrards drain and a hay bale by the pumps was removed in March. Also a fallen tree was removed from the Cadman drain also in March.

The following man-hours were spent on screen cleaning in the following areas. For Komata area, from July to Nov a total of 41 man-hours. For Opukeko area, from July to Nov a total of 56 man-hours and for Tirohia/Rotokohu area, from Jul to Nov a total of 39 man-hours. There was no screen cleaning carried out in all areas between January and April.

#### **Pump Operation**

Regular inspection runs were undertaken in this period. Pump running hours to the end of April totalled 137 (36%) in Komata North, 270 (64%) in Opukeko and 171 (135%) in Tirohia Rotokohu.

The total pump running hours for the last financial year was 2124 hours or 102% of the annual average.

Pump hours for September were 27 (7%) for Komata North, 47(11%) for Opukeko and 403 (32%) for Tirohia Rotokohu.

Pump hours for October were 102 (27%) for Komata North, 180 (42%) for Opukeko and 473 (37%) for Tirohia Rotokohu.

Pump hours for November were 0 (0%) for Komata North, 3 (1%) for Opukeko and 19 (1%) for Tirohia Rotokohu.

Pump hours for December were 0 (0%) for Komata North, 0 (0%) for Opukeko and 0 (0%) for Tirohia Rotokohu.

Pump hours for January 2020 were 0 (0%) for Komata North, 7 (2%) for Opukeko and 27 (2%) for Tirohia Rotokohu.

Pump hours for February 2020 were 0 (0%) for Komata North, 3 (1%) for Opukeko and 0 (0%) for Tirohia Rotokohu.

Pump hours for March 2020 were 0 (0%) for Komata North, 0 (0%) for Opukeko and 0 (0%) for Tirohia Rotokohu.

Pump hours for April 2020 were 0 (0%) for Komata North, 6 (1%) for Opukeko and 3 (0%) for Tirohia Rotokohu.

### **Bylaw Approvals**

Bylaw approvals were granted in the period as follows:

Culverts: Hellemond – 123 Robinson Road

Other: Nil

### **Subdivisions Commented On**

Subdivisions commented on during the period as follows:

Nil

### **Pump station statistics** (Appendix A)

The pumps did some work last winter, but since November they have seen little to no action.

### **Financial Comment** (Appendix B)

There is nothing out of the ordinary to comment on. While Covid-19 did put a halt on operations during Level 4, we believe we will achieve our maintenance programme.

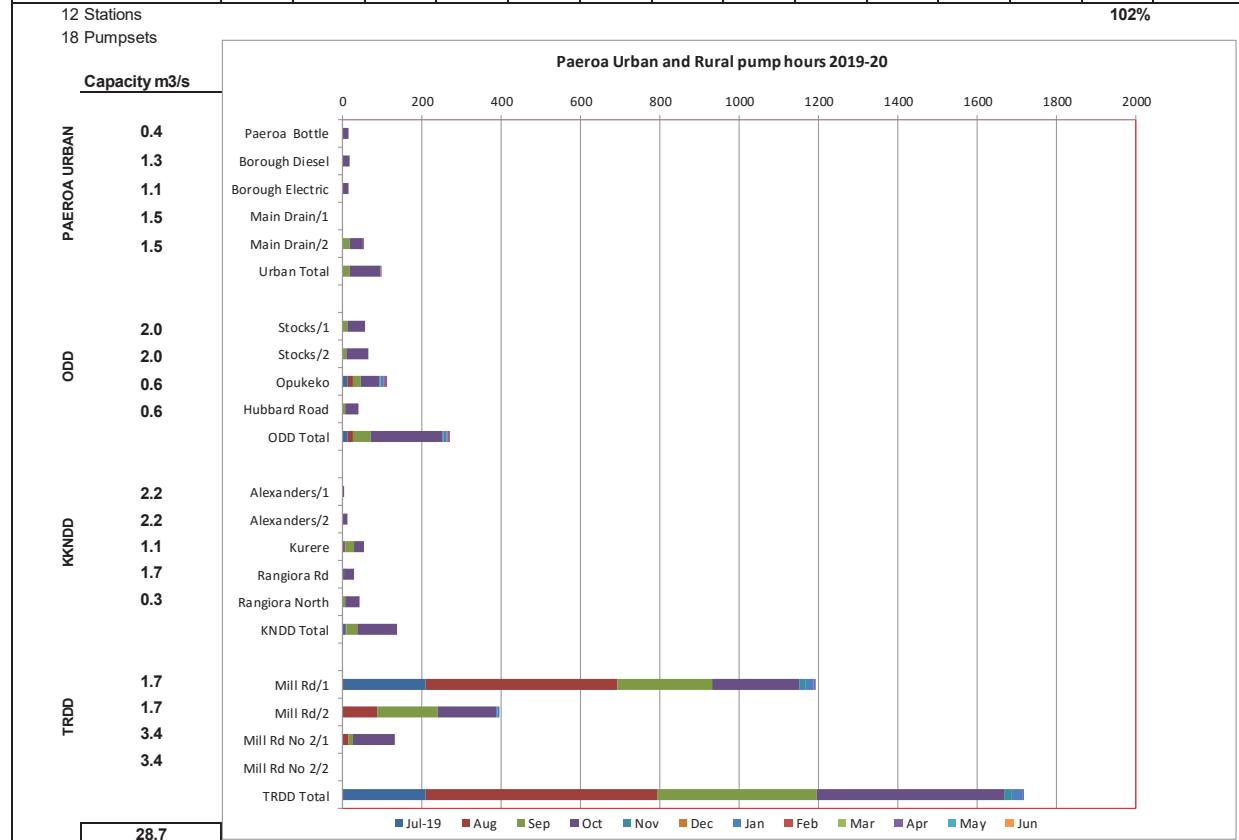
## Approval

<b>Prepared by</b>	Steve de Laborde Infrastructure Systems and Planning Manager
<b>Approved by</b>	Adrian de Laborde Engineering Group Manager

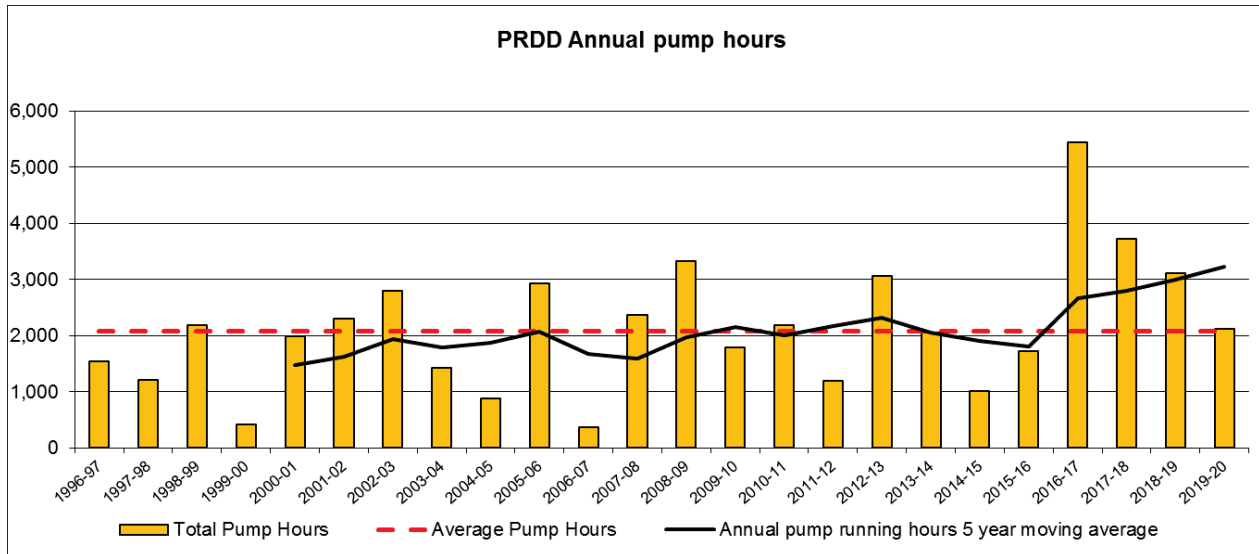
# APPENDIX A

## Paeroa Rural Drainage District – Pump Running Hours 2019-2020

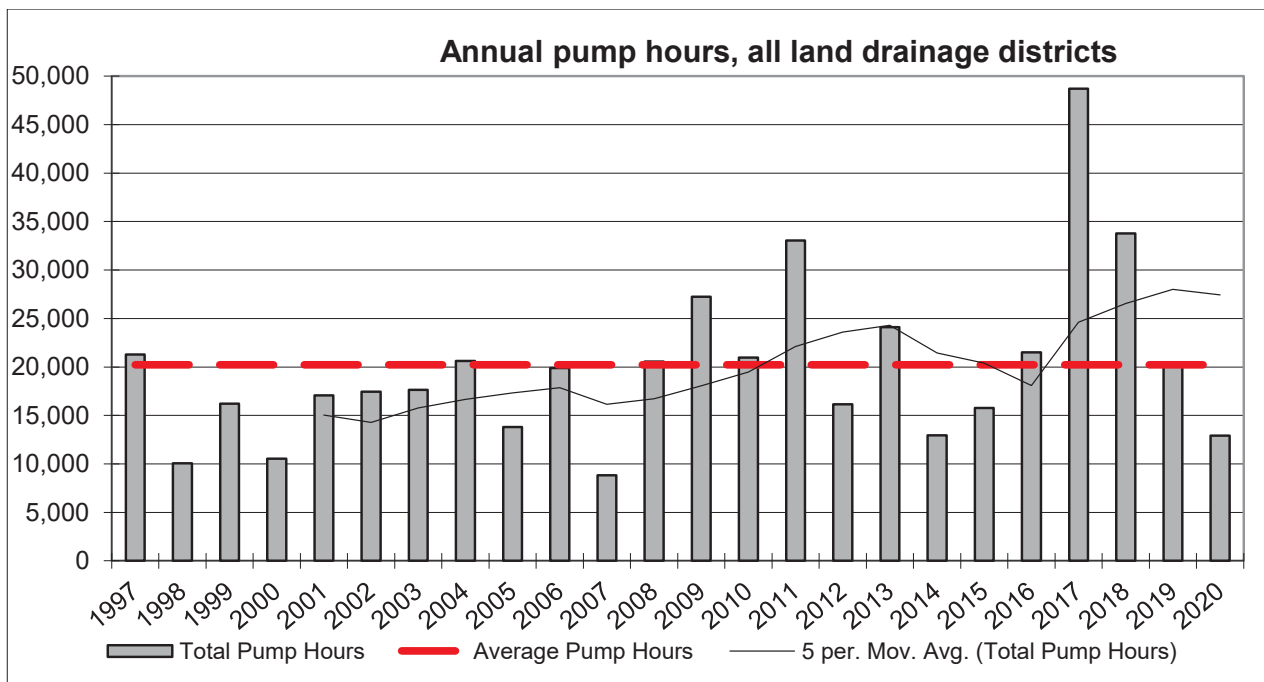
Paeroa Urban & Rural	Jul-19	Aug	Sep	Oct	Nov	Dec	Jan	Feb	Mar	Apr	May	Jun	Total	Average
Paeroa Bottle	0	0	0	13	0	0	0	0	0	0	0	0	13	5
Borough Diesel	0	0	0	17	0	0	0	0	0	0	0	0	17	8
Borough Electric	0	0	0	15	0	0	0	0	0	0	0	0	15	10
No 54 Main Drain/1	0	0	0	0	0	0	0	0	0	0	0	0	0	75
Main Drain/2	0	0	18	32	0	0	0	0	0	1	0	0	51	99
<b>Urban Total</b>	<b>0</b>	<b>0</b>	<b>18</b>	<b>77</b>	<b>0</b>	<b>0</b>	<b>0</b>	<b>0</b>	<b>0</b>	<b>1</b>	<b>0</b>	<b>0</b>	<b>96</b>	<b>197</b>
<b>Opukeko</b>													<b>49%</b>	
No 56 Stocks/1	0	0	10	46	0	0	0	0	0	0	0	0	56	110
Stocks/2	0	0	9	55	0	0	0	0	0	0	0	0	64	97
No 64 Opukeko	11	13	22	46	3	0	7	3	0	6	0	0	111	132
No 63 Hubbard Road	0	0	6	33	0	0	0	0	0	0	0	0	39	85
<b>ODD Total</b>	<b>11</b>	<b>13</b>	<b>47</b>	<b>180</b>	<b>3</b>	<b>0</b>	<b>7</b>	<b>3</b>	<b>0</b>	<b>6</b>	<b>0</b>	<b>0</b>	<b>270</b>	<b>424</b>
<b>Komata</b>													<b>64%</b>	
No 57 Alexanders/1	0	0	0	2	0	0	0	0	0	0	0	0	2	30
Alexanders/2	0	0	0	10	0	0	0	0	0	0	0	0	10	31
No 60 Kurere	4	2	21	27	0	0	0	0	0	0	0	0	54	145
No 62 Rangiora Rd	2	0	1	26	0	0	0	0	0	0	0	0	29	50
No 69 Rangiora North	0	0	5	37	0	0	0	0	0	0	0	0	42	122
<b>KNDD Total</b>	<b>6</b>	<b>2</b>	<b>27</b>	<b>102</b>	<b>0</b>	<b>0</b>	<b>0</b>	<b>0</b>	<b>0</b>	<b>0</b>	<b>0</b>	<b>0</b>	<b>137</b>	<b>379</b>
<b>Tirohia</b>													<b>36%</b>	
No 52 Mill Rd/1	208	484	239	219	18	0	20	0	0	3	0	0	1191	426
Mill Rd/2	0	87	153	147	1	0	7	0	0	0	0	0	395	632
No 58 Mill Rd No 2/1	0	13	11	107	0	0	0	0	0	0	0	0	131	108
Mill Rd No 2/2	0	0	0	0	0	0	0	0	0	0	0	0	0	108
<b>TRDD Total</b>	<b>208</b>	<b>584</b>	<b>403</b>	<b>473</b>	<b>19</b>	<b>0</b>	<b>27</b>	<b>0</b>	<b>0</b>	<b>3</b>	<b>0</b>	<b>0</b>	<b>1717</b>	<b>1275</b>
<b>Paeroa Rural Total</b>	<b>225</b>	<b>599</b>	<b>477</b>	<b>755</b>	<b>22</b>	<b>0</b>	<b>34</b>	<b>3</b>	<b>0</b>	<b>9</b>	<b>0</b>	<b>0</b>	<b>2124</b>	<b>2077</b>
12 Stations 18 Pumpsets													<b>135%</b>	<b>102%</b>



## Paeroa Rural Drainage District – Annual Pump Running Hours



### Annual Pump Running Hours – All Districts



## Appendix B: Financials

Paeroa Rural Drainage District							
Financial Report for 10 months to 30 April 2020							
Item	Total Budget	Budget YTD	Actual YTD	Variance	Actual % of YTD Budget	Actual % of Total Budget	Note
<b>DRAINAGE OPERATIONS</b>							
<b>Komata North</b>							
Vegetation Control	18,070	7,432	7,432	(0)	100%	41%	
Mechanical Cleaning	15,000	4,814	4,814	0	100%	32%	
Maintenance/Fencing/Culverts	1,501	0	0	0		0%	
<b>TOTAL DRAIN MAINTENANCE</b>	<b>34,571</b>	<b>12,246</b>	<b>12,246</b>	<b>0</b>	<b>100%</b>	<b>35%</b>	
<b>Pumps</b>							
General	1,625	678	677	1	100%	42%	
Komata Pumps	6,476	2,709	2,709	(0)	100%	42%	
<b>TOTAL</b>	<b>8,101</b>	<b>3,387</b>	<b>3,386</b>	<b>1</b>	<b>100%</b>	<b>42%</b>	
<b>Floodgates</b>							
	720	0	413	(413)		57%	
<b>TOTAL</b>	<b>720</b>	<b>0</b>	<b>413</b>	<b>(413)</b>		<b>57%</b>	
<b>Stopbanks</b>							
Tributary Banks	0	0	0	0			
<b>TOTAL</b>	<b>0</b>	<b>0</b>	<b>0</b>	<b>0</b>			
<b>Other</b>							
Weather Events	617	510	0	510	0%	0%	
Asset Liaison	822	680	547	133	80%	66%	
Data Collection	0	0	1,498	(1,498)			
Data Maintenance	0	0	0	0			
Drain Inspection	1,644	1,370	409	962	30%	25%	
Rates				0			
Meeting Expenses	206	170	327	(157)	192%	159%	
Insurance	3,084	0	0	0		0%	
<b>TOTAL</b>	<b>6,373</b>	<b>2,730</b>	<b>2,780</b>	<b>(50)</b>	<b>102%</b>	<b>44%</b>	
<b>TOTAL OPERATING</b>	<b>49,765</b>	<b>18,363</b>	<b>18,826</b>	<b>(463)</b>	<b>103%</b>	<b>38%</b>	
<b>Overheads</b>							
Overheads	24,472	20,390	20,390	0	100%	83%	
<b>TOTAL</b>	<b>24,472</b>	<b>20,390</b>	<b>20,390</b>	<b>0</b>	<b>100%</b>	<b>83%</b>	
<b>Depreciation</b>							
Depreciation	10,382	0	0	0		0%	
<b>TOTAL</b>	<b>10,382</b>	<b>0</b>	<b>0</b>	<b>0</b>		<b>0%</b>	
<b>Interest</b>							
Interest	(23,986)	(19,988)	(19,988)	0	100%	83%	
<b>TOTAL</b>	<b>(23,986)</b>	<b>(19,988)</b>	<b>(19,988)</b>	<b>0</b>	<b>100%</b>	<b>83%</b>	
				0			
<b>TOTAL EXPENDITURE Komata North</b>	<b>60,633</b>	<b>18,765</b>	<b>19,227</b>	<b>(463)</b>	<b>102%</b>	<b>32%</b>	
<b>INCOME</b>							
Rates Funding	(66,000)	(55,000)	(55,000)	0	100%	83%	
<b>Opening Balance as at 01/07/2019</b>	<b>(485,362)</b>						

Item	Total Budget	Budget YTD	Actual YTD	Variance	Actual % of YTD Budget	Actual % of Total Budget	Note
<b>Opukeko</b>							
Vegetation Control	5,404	0	0	0		0%	
Mechanical Cleaning	4,000	4,000	6,832	(2,832)	171%	171%	
Maintenance/Fencing/Culverts	411	0	0	0		0%	
<b>TOTAL DRAIN MAINTENANCE</b>	<b>9,815</b>	<b>4,000</b>	<b>6,832</b>	<b>(2,832)</b>	<b>171%</b>	<b>70%</b>	
<b>Pumps</b>							
General	1,398	1,159	1,159	0	100%	83%	
Opukeko Pumps	9,972	5,493	5,493	0	100%	55%	
<b>TOTAL</b>	<b>11,370</b>	<b>6,652</b>	<b>6,652</b>	<b>0</b>	<b>100%</b>	<b>59%</b>	
<b>Floodgates</b>							
	328	0	0	0		0%	
<b>TOTAL</b>	<b>328</b>	<b>0</b>	<b>0</b>	<b>0</b>		<b>0%</b>	
<b>Other</b>							
Weather Events	411	340	0	340	0%	0%	
Asset Liaison	617	510	358	152	70%	58%	
Data Collection	0	0	247	(247)			
Data Maintenance	0	0	0	0			
Drain Inspection	617	510	0	510	0%	0%	
Rates				0			
Meeting Expenses	205	170	82	88	48%	40%	
Insurance	308	0	0	0		0%	
<b>TOTAL</b>	<b>2,158</b>	<b>1,530</b>	<b>687</b>	<b>843</b>	<b>45%</b>	<b>32%</b>	
<b>TOTAL OPERATING</b>	<b>23,671</b>	<b>12,182</b>	<b>14,170</b>	<b>(1,988)</b>	<b>116%</b>	<b>60%</b>	
<b>Overheads</b>							
Overheads	17,118	14,260	14,270	(10)	100%	83%	
<b>TOTAL</b>	<b>17,118</b>	<b>14,260</b>	<b>14,270</b>	<b>(10)</b>	<b>100%</b>	<b>83%</b>	
<b>Depreciation</b>							
Depreciation				0			
<b>TOTAL</b>	<b>0</b>	<b>0</b>	<b>0</b>	<b>0</b>			
<b>Interest</b>							
Interest	(1,433)	(1,194)	(1,194)	0	100%	83%	
<b>TOTAL</b>	<b>(1,433)</b>	<b>(1,194)</b>	<b>(1,194)</b>	<b>0</b>	<b>100%</b>	<b>83%</b>	
<b>TOTAL EXPENDITURE Opukeko</b>	<b>39,356</b>	<b>25,248</b>	<b>27,246</b>	<b>(1,998)</b>	<b>108%</b>	<b>69%</b>	
<b>INCOME</b>							
Rates Funding	(38,067)	(31,723)	(31,723)				
<b>Opening Balance as at 01 July 2019</b>	<b>4,378</b>					0	

Item	Total Budget	Budget YTD	Actual YTD	Variance	Actual % of YTD Budget	Actual % of Total Budget	Note
<b>Tirohia</b>							
Vegetation Control	14,595	7,037	7,037	0	100%	48%	
Mechanical Cleaning	12,000	3,100	3,100	0	100%	26%	
Maintenance/Fencing/Culverts	1,645	385	925	(540)	240%	56%	
<b>TOTAL DRAIN MAINTENANCE</b>	<b>28,240</b>	<b>10,522</b>	<b>11,062</b>	<b>(540)</b>	<b>105%</b>	<b>39%</b>	
<b>Pumps</b>							
General	2,034	1,428	1,428	0	100%	70%	
Tirohia Pumps	32,690	17,941	17,941	0	100%	55%	
<b>TOTAL</b>	<b>34,724</b>	<b>19,369</b>	<b>19,369</b>	<b>0</b>	<b>100%</b>	<b>56%</b>	
<b>Floodgates</b>							
Floodgates	2,261	646	779	(133)	121%	34%	
<b>TOTAL</b>	<b>2,261</b>	<b>646</b>	<b>779</b>	<b>(133)</b>	<b>121%</b>	<b>34%</b>	
<b>Stopbanks</b>							
Tributary Banks				0			
<b>TOTAL</b>	<b>0</b>	<b>0</b>	<b>0</b>	<b>0</b>			
<b>Other</b>							
Weather Events	822	680	0	680	0%	0%	
Asset Liaison	617	510	1,171	(661)	230%	190%	
Data Collection				0			
Data Maintenance	0	0	0	0			
Drain Inspection	618	510	490	20	96%	79%	
Pump Operation	0	0	0	0			
Rates				0			
Appointed Member Expenses				0			
Meeting Expenses	206	170	245	(75)	144%	119%	
Insurance	1,850	0	0	0		0%	
<b>TOTAL</b>	<b>4,113</b>	<b>1,870</b>	<b>1,906</b>	<b>(36)</b>	<b>102%</b>	<b>46%</b>	
<b>TOTAL OPERATING</b>	<b>69,338</b>	<b>32,407</b>	<b>33,116</b>	<b>(709)</b>	<b>102%</b>	<b>48%</b>	
<b>Overheads</b>							
Overheads	26,843	22,360	22,370	(10)	100%	83%	
<b>TOTAL</b>	<b>26,843</b>	<b>22,360</b>	<b>22,370</b>	<b>(10)</b>	<b>100%</b>	<b>83%</b>	
<b>Depreciation</b>							
Depreciation	21,485	0	0	0		0%	
<b>TOTAL</b>	<b>21,485</b>	<b>0</b>	<b>0</b>	<b>0</b>		<b>0%</b>	
<b>Interest</b>							
Interest	(14,323)	(11,936)	(11,936)	0	100%	83%	
<b>TOTAL</b>	<b>(14,323)</b>	<b>(11,936)</b>	<b>(11,936)</b>	<b>0</b>	<b>100%</b>	<b>83%</b>	
<b>TOTAL EXPENDITURE Tirohia</b>	<b>103,343</b>	<b>42,831</b>	<b>43,550</b>	<b>(719)</b>	<b>102%</b>	<b>42%</b>	
<b>INCOME</b>							
Rates Funding	-124,706	-103,922	-103,922				
<b>Opening Balance as at 01 July 2019</b>	<b>(303,231)</b>						
<b>TOTAL DRAINAGE EXPENDITURE</b>	<b>203,332</b>	<b>86,844</b>	<b>90,023</b>	<b>(3,179)</b>	<b>104%</b>	<b>44%</b>	



**Paeroa Rural Drainage District Work Areas and Pump Locations**

